

# Highlights of New Wild Poliovirus and cVDPV Positives Reported Globally this Week

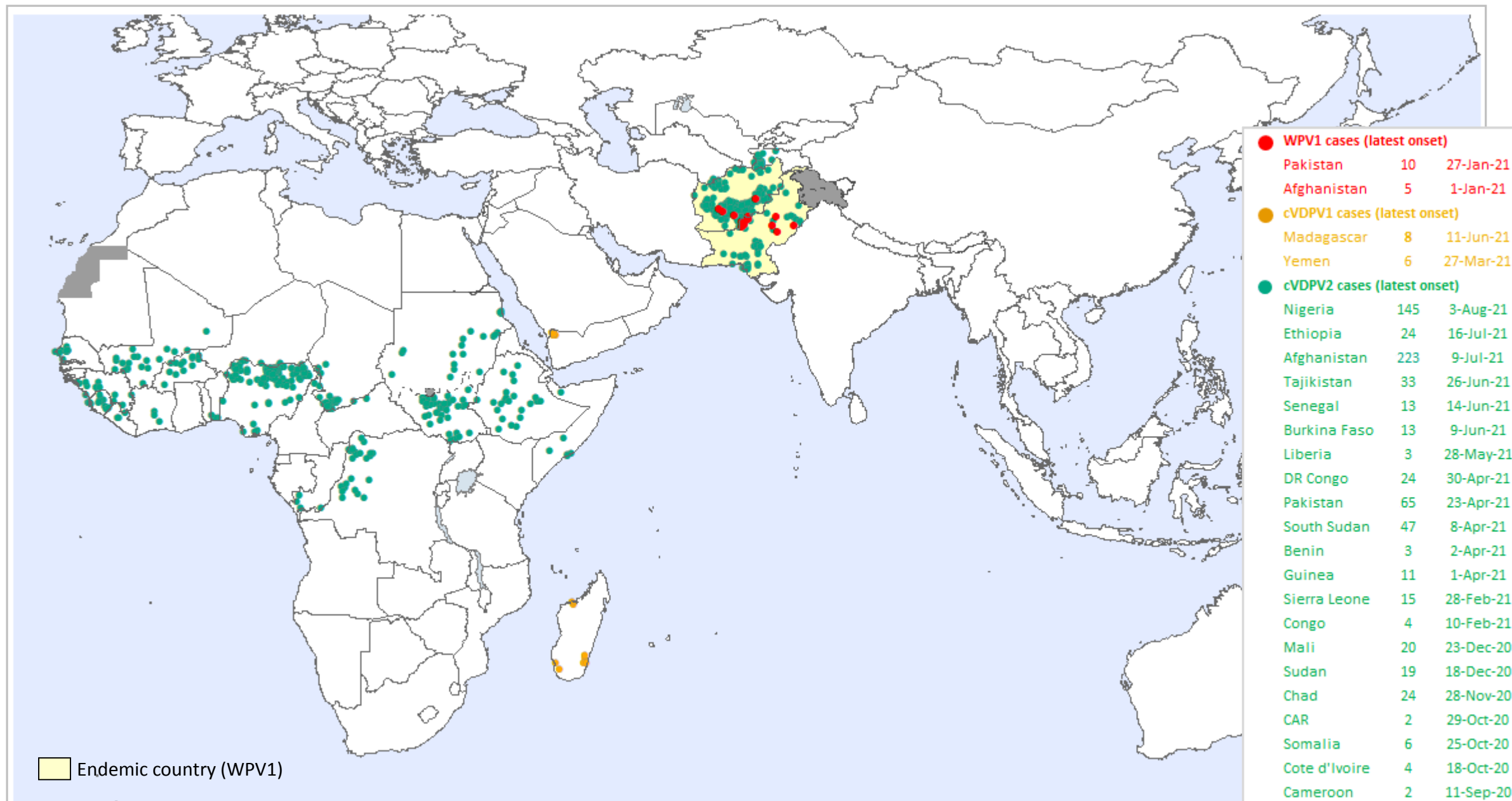
Country	WPV1			cVDPV1			cVDPV2			cVDPV3			Location State/Province/Governorate
	AFP	ENV	other <sup>1</sup>	AFP	ENV	other <sup>1</sup>	AFP	ENV	other <sup>1</sup>	AFP	ENV	other <sup>1</sup>	
NIGERIA							18		5				BORNO, GOMBE, JIGAWA, KANO, KATSINA, TARABA, YOBE

<sup>1</sup>contacts of positive AFP cases, community, healthy children

The boundaries and names shown and the designations used in the maps in this document do not imply the expression of any opinion whatsoever on the part of the World Health Organization concerning the legal status of any country, territory, city or area or of its authorities, or concerning the delimitation of its frontiers or boundaries. Dotted lines on maps represent approximate border lines for which there may not yet be full agreement. © WHO 2021. All rights reserved

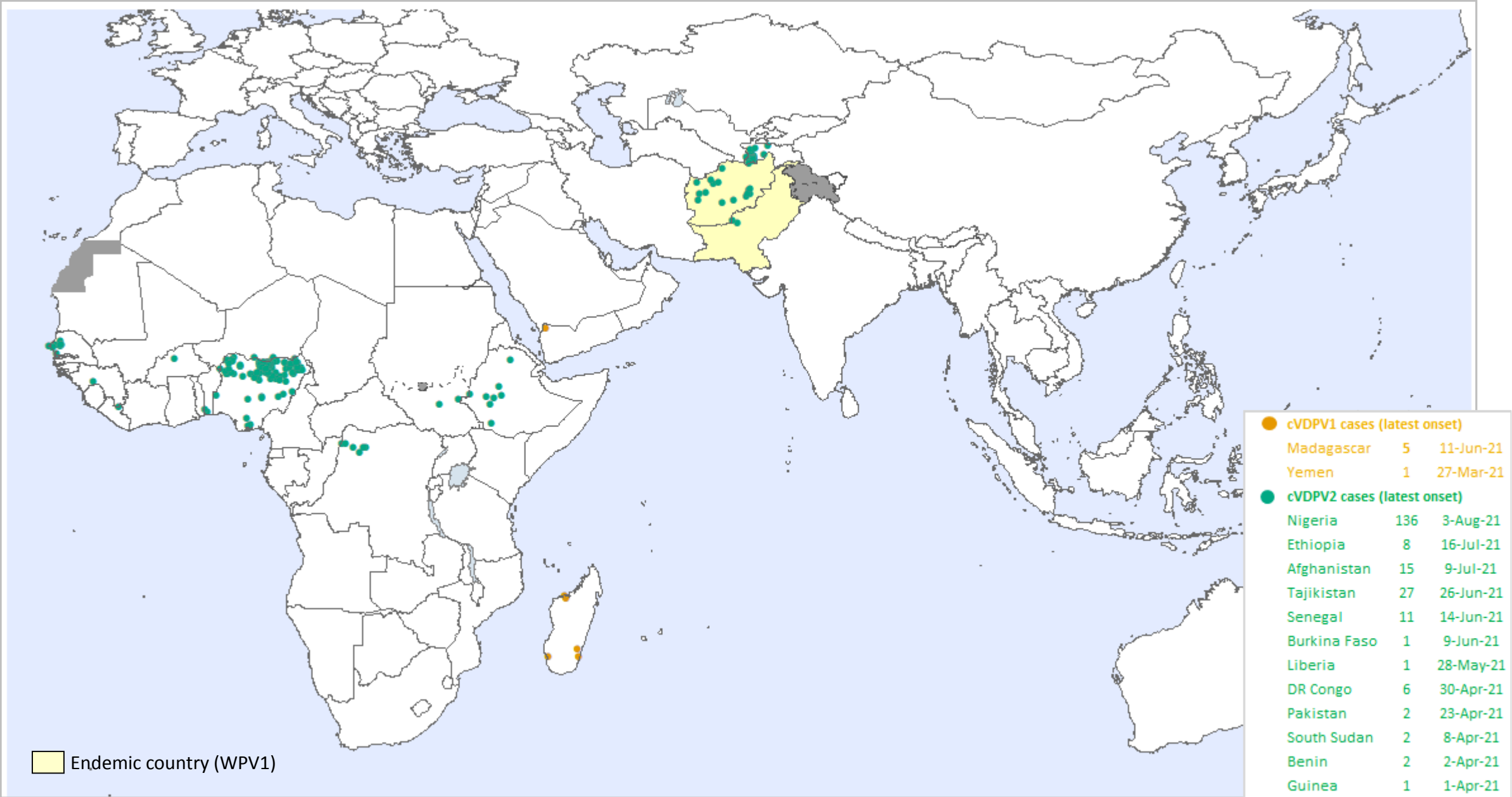
Data in WHO HQ as of 07 Sept. 2021

# Global WPV1 & cVDPV Cases<sup>1</sup>, Previous 12 Months<sup>2</sup>



<sup>1</sup>Excludes viruses detected from environmental surveillance; <sup>2</sup>Onset of paralysis 08 Sep. 2020 to 07 Sep. 2021

# Global WPV1 & cVDPV Cases<sup>1</sup>, Previous 6 Months<sup>2</sup>



<sup>1</sup>Excludes viruses detected from environmental surveillance; <sup>2</sup>Onset of paralysis 08 Mar. 2021 to 07 Sep. 2021

# Global Wild Poliovirus 2016 - 2021

Country or territory <sup>3</sup>	Wild virus type 1 confirmed cases								Wild virus type 1 reported from other sources <sup>2</sup>							
	Full year total					01 Jan-07 Sep <sup>1</sup>		Date of most recent case	Full year total					01 Jan-07 Sep <sup>1</sup>		Date of most recent virus
	2016	2017	2018	2019	2020	2020	2021		2016	2017	2018	2019	2020	2020	2021	
Pakistan	20	8	12	147	84	65	1	27-Jan-21	62	110	141	405	455	271	62	9-Aug-21
Afghanistan	13	14	21	29	56	40	1	1-Jan-21	2	42	83	60	48	33	1	23-Feb-21
Nigeria <sup>3</sup>	4	0	0	0	0	0	0	21-Aug-16	1 <sup>4</sup>							27-Sep-16
Iran	0	0	0	0	0	0	0	NA				3				20-May-19
<b>Total (Type1)</b>	<b>37</b>	<b>22</b>	<b>33</b>	<b>176</b>	<b>140</b>	<b>105</b>	<b>2</b>		<b>65</b>	<b>152</b>	<b>224</b>	<b>468</b>	<b>503</b>	<b>304</b>	<b>63</b>	
Tot. in endemic countries	37	22	33	176	140	105	2									
Tot. in non-end countries	0	0	0	0	0	0	0									
No. of countries (infected)	3	2	2	2	2	2	2									
No. of countries (endemic)	2 <sup>3</sup>	2 <sup>3</sup>	3	3	3	2	2									
Total Female	13	7	18	72	59	47										
Total Male	24	15	15	104	81	58	2									

Countries in yellow are endemic. <sup>1</sup>Data reported to WHO HQ on 08 Sep. 2020 for 2020 data and 07 Sep. 2021 for 2021 data.

<sup>2</sup>Wild viruses from environmental samples, selected contacts, healthy children and other sources. Last WPV type 3 had its onset on 10 November 2012. <sup>3</sup>Between 27 Sep 2015 and 27 Sep 2016, Nigeria was not classified as endemic, and declared Wild polio-free as of June 2020. <sup>4</sup>Exceptionally reporting case-contact of a positive index case given the date of collection is later than the onset date of the most recent WPV.

# Global Circulating Vaccine-derived Poliovirus (cVDPV)<sup>1,2,3</sup>

<sup>1</sup>For cVDPV definition see [http://polioeradication.org/wp-content/uploads/2016/09/Reporting-and-Classification-of-VDPVs\\_Aug2016\\_EN.pdf](http://polioeradication.org/wp-content/uploads/2016/09/Reporting-and-Classification-of-VDPVs_Aug2016_EN.pdf). <sup>2</sup>Figures include multiple emergences. <sup>3</sup> stool collected in Sep - 2016 but the final result was reported in 2017. <sup>4</sup> Include contact, healthy and community samples. <sup>5</sup> 1 cVDPV2 and cVDPV3 isolated from one child. <sup>6</sup>No clear evidence of in-country community transmission; investigations underway

	Country	AFP cases (Paralysis onset between 2016-2021)							Other sources (Human) <sup>4</sup> (Collection between 2016-2021)							Other sources (Environment) (Collection between 2016-2021)							
		2016	2017	2018	2019	2020	2021	Onset of most recent case	2016	2017	2018	2019	2020	2021	most recent collection date	2016	2017	2018	2019	2020	2021	most recent collection date	
cVDPV1 <sup>1</sup>	Madagascar					2	6	11-Jun-21						13	6-May-21							13	7-Jun-21
	Yemen				1	31	3	27-Mar-21				1			7-Jul-19								
	Malaysia				3	1		14-Jan-20															13-Mar-20
	Philippines				2			28-Oct-19				1			31-Oct-19					12	9		28-Nov-19
	Myanmar				6			9-Aug-19				6			21-Aug-19					14			
	Indonesia			1				27-Nov-18				2			13-Feb-19								
	PNG			26				18-Oct-18			7				20-Sep-18			7					6-Nov-18
	Laos	3						11-Jan-16	5						9-Feb-16								
<b>Total type 1</b>	<b>3</b>	<b>0</b>	<b>27</b>	<b>12</b>	<b>34</b>	<b>9</b>		<b>5</b>	<b>0</b>	<b>7</b>	<b>10</b>	<b>0</b>	<b>13</b>		<b>0</b>	<b>0</b>	<b>7</b>	<b>26</b>	<b>9</b>	<b>13</b>			
cVDPV2 <sup>1</sup>	Nigeria	1		34	18	8	141	3-Aug-21	2 <sup>2</sup>		53	18	8	52	4-Aug-21	1		44	64	5	57	22-Jul-21	
	Senegal						13	14-Jun-21						30	3-Aug-21					1	6	7-Jul-21	
	Mauritania													4	19-Jul-21						2	30-Jun-21	
	Ethiopia				14	36	9	16-Jul-21				9	7		13-Oct-20				3	4		28-Dec-20	
	Afghanistan					308	43	9-Jul-21						36	2	3-May-21					175	40	23-Jun-21
	Gambia																					6	1-Jul-21
	Tajikistan					1	32	26-Jun-21						24	24-May-21							13	20-May-21
	Burkina Faso			1	65	2		9-Jun-21					12		19-Sep-20								
	Egypt																				1	10	8-Jun-21
	Sierra Leone					10	5	28-Feb-21					6	6	19-Mar-21							9	1-Jun-21
	Uganda																				2		1-Jun-21
	Liberia						3	28-May-21					2	5	21-Jan-21						7	12	20-Apr-21
	Somalia			6 <sup>5</sup>	3	14		25-Oct-20				2	12		10-Nov-20		2	19	5	26	1		23-May-21
	Pakistan	1			22	135	8	23-Apr-21				14	2		11-Nov-20	4				40	135	32	18-May-21
	Benin				8	3	2	2-Apr-21						1	14-May-21						5	1	22-Mar-21
	DR Congo		22	20	88	81	10	30-Apr-21		19	15	29	88	2	21-Feb-21						1		29-Apr-20
	Congo					2	2	10-Feb-21						2	12-Oct-20						1	1	14-Apr-21
	South Sudan					50	9	10-Apr-21						18	5	25-Feb-21						6	1-Dec-20
	Guinea					44	6	1-Apr-21						1	5-Sep-20							1	30-Dec-20
	Iran																				3	1	20-Feb-21
	Kenya												1	2	25-Jan-21			1		1	1		13-Jan-21
	Côte d'Ivoire					61		18-Oct-20					24		1-Nov-20					7	93		23-Dec-20
	Mali					51		23-Dec-20					3		15-Aug-20						4		29-Aug-20
	Sudan					58		18-Dec-20					10		1-Oct-20						14		9-Nov-20
	Niger			10	1	10		25-Aug-20			4	6	2		13-Oct-20						9		8-Dec-20
	Chad				11	99		28-Nov-20				6	17		15-Oct-20						3		13-Mar-20
	Central African Republic				21	4		29-Oct-20				43	1		5-Oct-20					9	2		5-Feb-20
	Cameroon					7		11-Sep-20					4		29-Mar-20					4	9		29-Sep-20
	Ghana				18	12		9-Mar-20					16	10	22-Feb-20					17	20		17-Sep-20
	Togo				8	9		3-May-20					1	9	9-Jul-20								
	Angola				138	3		9-Feb-20					22		31-Oct-19					17			2-Dec-19
	Malaysia																			3	5		4-Feb-20
	Philippines				12	1		15-Jan-20				6			23-Nov-19					19	4		16-Jan-20
Zambia				2			25-Nov-19					2		25-Sep-19									
China				1			25-Apr-19				3			18-Aug-19			1					18-Apr-18	
Mozambique			1				21-Oct-18			2				17-Dec-18									
Syria		74					21-Sep-17	1 <sup>3</sup>	66					12-Sep-17									
<b>Total type 2</b>	<b>2</b>	<b>96</b>	<b>71</b>	<b>366</b>	<b>1072</b>	<b>285</b>		<b>3</b>	<b>85</b>	<b>74</b>	<b>177</b>	<b>275</b>	<b>133</b>		<b>5</b>	<b>2</b>	<b>65</b>	<b>198</b>	<b>535</b>	<b>194</b>			
cVDPV3 <sup>1</sup>	China												1	22-Jul-20							1	25-Jan-21	
	Somalia			7 <sup>5</sup>				7-Sep-18			2				29-Jun-18			11					23-Aug-18
	<b>Total type 3</b>	<b>0</b>	<b>0</b>	<b>7</b>	<b>0</b>	<b>0</b>	<b>0</b>		<b>0</b>	<b>0</b>	<b>2</b>	<b>0</b>	<b>1</b>	<b>0</b>		<b>0</b>	<b>0</b>	<b>11</b>	<b>0</b>	<b>0</b>	<b>1</b>		
Gender	Female (all sero type)	3	54	34	151	489	123											11	0	0	1		
	Male (all sero type)	2	42	70	215	607	170																
	Gender Unknown				12	10	1																

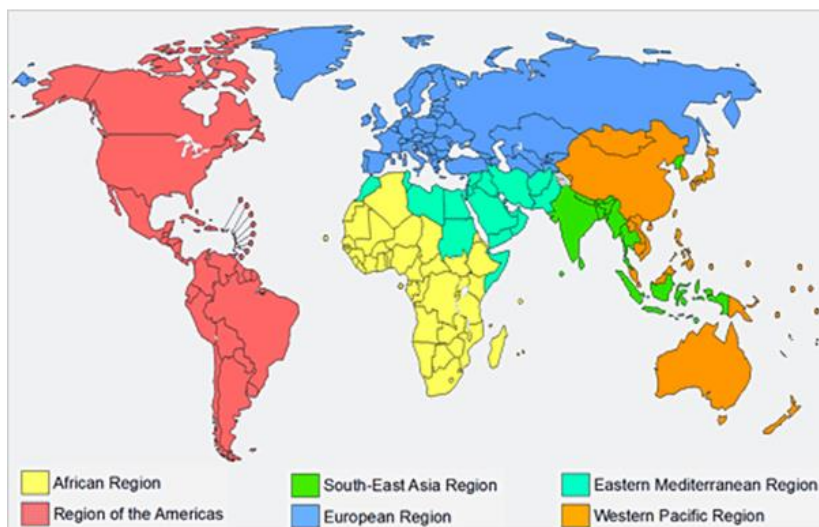
■ Environmental surveillance for poliovirus in selected sewage sites established and working
 ■ Changes from previous week  
★ Due to backlog reporting of viruses from member states, numbers in this table may increase without being notified as new case/specimen in the current week

# Global Surveillance Indicators: Year to Date Comparison 2020 & 2021: 01 January to 07 September 2021\*

WHO region	AFP cases		Wild poliovirus cases		cVDPV <sup>1</sup> cases		Polio compatibles		Pending final classification		
									Total		> 90 days
	2020	2021	2020	2021	2020	2021	2020	2021	2020	2021	2021
<b>African</b>	12,778	15,843	0	0	183	208	29	24	2,383	2,292	661
<b>Central</b>	3,401	3,663	0	0	113	12	20	5	565	471	166
<b>South/East</b>	2,999	4,274	0	0	14	24	2	14	782	763	226
<b>West</b>	6,378	7,906	0	0	56	172	7	5	1,036	1,058	269
<b>American</b>	683	703	0	0	0	0	0	0	144	122	55
<b>Eastern Mediterranean</b>	12,138	13,855	105	2	158	54	6	4	1,647	1,587	314
<b>European</b>	572	673	0	0	0	32	0	0	170	256	86
<b>South East Asian</b>	12,840	15,350	0	0	0	0	0	4	2,966	2,881	682
<b>Western Pacific</b>	2,918	1,750	0	0	0	0	2	0	1,399	1,149	1,080
<b>Global</b>	<b>41,929</b>	<b>48,174</b>	<b>105</b>	<b>2</b>	<b>341</b>	<b>294</b>	<b>37</b>	<b>32</b>	<b>8,709</b>	<b>8,287</b>	<b>2,878</b>

<sup>1</sup>cVDPV includes all three serotypes 1, 2 and 3. Please refer to slide 5 for the distribution of cases by serotypes.

WHO Regions



For data at country, regional and global levels from 2000 onwards, see the WHO website at <https://extranet.who.int/polis/public/CaseCount.aspx>

\*Data for 2020 as of 08 Sept. 2020 and for 2021 as of 07 Sep. 2021