

Highlights of New Wild Poliovirus and cVDPV Positives Reported Globally this Week

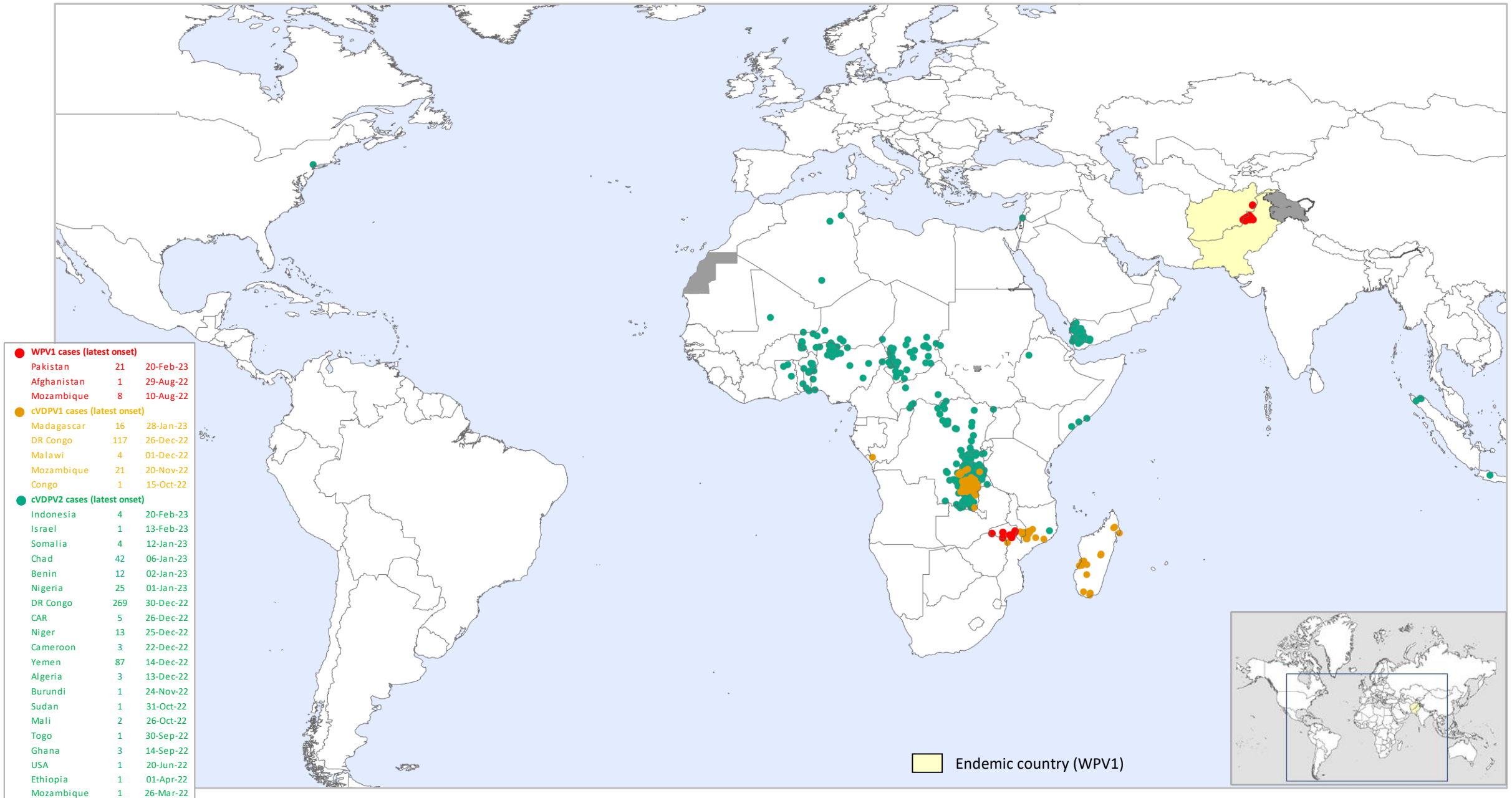
Country	WPV1			cVDPV1			cVDPV2			cVDPV3			Location State/Province/Governorate
	AFP	ENV	other ¹	AFP	ENV	other ¹	AFP	ENV	other ¹	AFP	ENV	other ¹	
AFGHANISTAN		4											KUNAR, NANGARHAR
PAKISTAN	1												KPAKHTUNKHWA
ALGERIA								1					TAMANGHASSET
BENIN								2					DONGA, OUEME
DR CONGO				2			3						HAUT LOMAMI, MONGALA, TANGANYIKA
INDONESIA							1						JAWA_BARAT
MADAGASCAR					7								ANALAMANGA
NIGER								1					NIAMEY
NIGERIA								1					SOKOTO

¹contacts of positive AFP cases, community, healthy children

The boundaries and names shown and the designations used in the maps in this document do not imply the expression of any opinion whatsoever on the part of the World Health Organization concerning the legal status of any country, territory, city or area or of its authorities, or concerning the delimitation of its frontiers or boundaries. Dotted lines on maps represent approximate border lines for which there may not yet be full agreement. © WHO 2023. All rights reserved

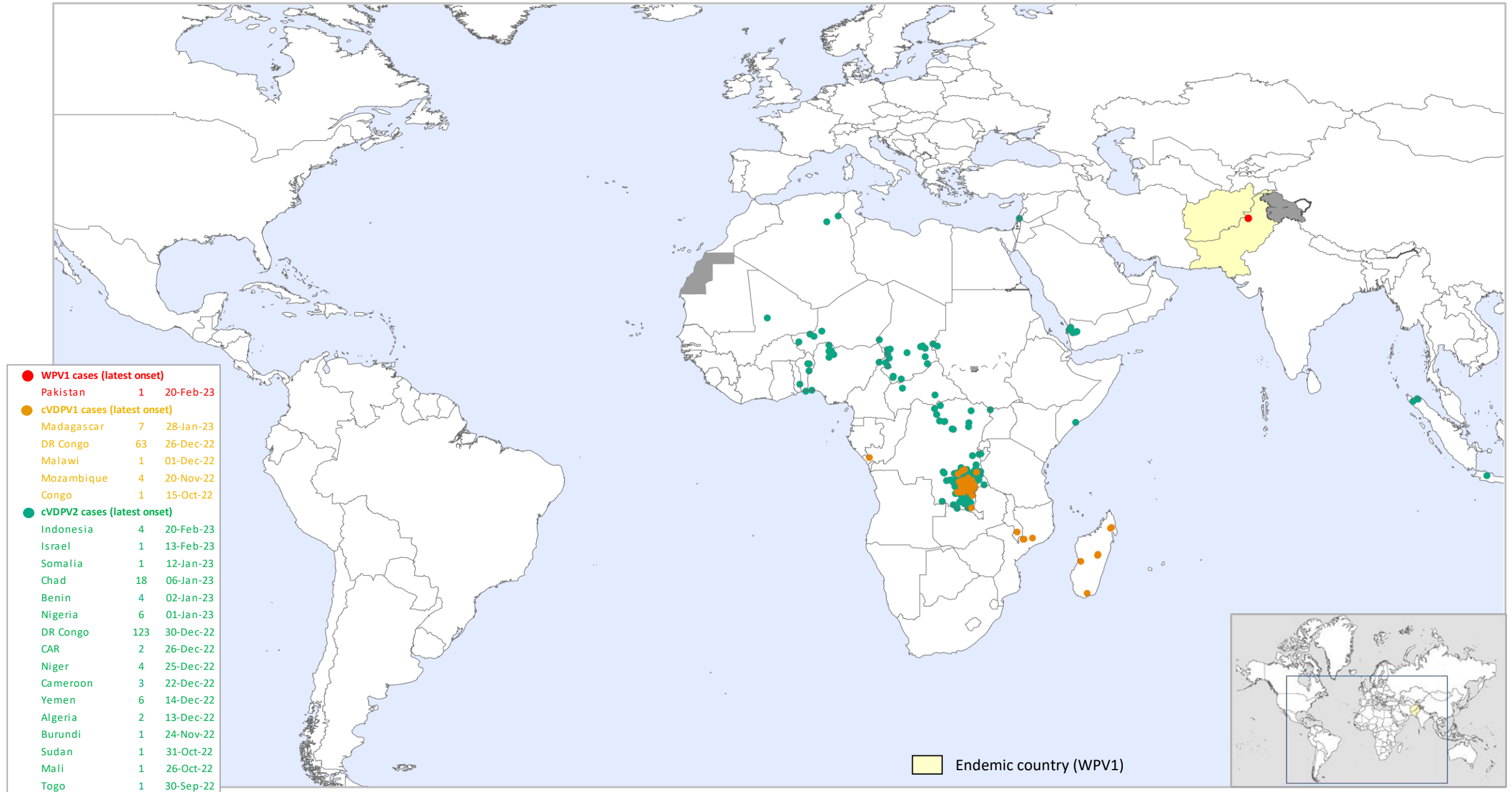
Data in WHO HQ as of 21 Mar. 2023

Global WPV1 & cVDPV Cases¹, Previous 12 Months²



¹Excludes viruses detected from environmental surveillance; ²Onset of paralysis: 22 Mar. 2022 to 21 Mar. 2023

Global WPV1 & cVDPV Cases¹, Previous 6 Months²



¹Excludes viruses detected from environmental surveillance; ²Onset of paralysis: 22 Sep. 2022 to 21 Mar. 2023

Global Wild Poliovirus 2017 - 2023

Country or territory	Wild virus type 1 confirmed cases									Wild virus type 1 reported from other sources ²								
	Full year total						01 Jan-21 Mar ¹		Date of most recent case	Full year total						01 Jan-21 Mar ¹	Date of most recent virus	
	2017	2018	2019	2020	2021	2022	2022	2023		2017	2018	2019	2019	2020	2021	2022		2023
Afghanistan	14	21	29	56	4	2	1	0	29-Aug-22	42	83	60	60	49	1	22	13	01-Mar-23
Pakistan	8	12	147	84	1	20	0	1	20-Feb-23	110	141	405	399	455	65	41	3	21-Feb-23
Mozambique	0	0	0	0	0	8	0	0	10-Aug-22									
Malawi	0	0	0	0	1	0	0	0	19-Nov-21									
Iran	0	0	0	0	0	0	0	0	NA			3	3					20-May-19
Nigeria	0	0	0	0	0	0	0	0	21-Aug-16									27-Sep-16
Total (Type1)	22	33	176	140	6	30	1	1		152	224	468	462	504	66	63	16	
Tot. in endemic countries	22	33	176	140	5	22	1	1										
Tot. in non-end countries	0	0	0	0	1	8	0	0										
No. of countries (infected)	2	2	2	2	3	3	1	1										
No. of countries (endemic)	2	3	3	3	2	2	2	2										
Total Female	7	18	72	59	2	10	1	0										
Total Male	15	15	104	81	4	20	0	1										

Countries in yellow are endemic. ¹Data reported to WHO HQ on 22 Mar. for 2022 data and 21 Mar. for 2023 data.

²Wild viruses from environmental samples, selected contacts, healthy children and other sources. Last WPV type 3 had its onset on 10 November 2012.

Global Circulating Vaccine-derived Poliovirus (cVDPV)^{1,2,3}

¹For cVDPV definition see http://polioeradication.org/wp-content/uploads/2016/09/Reporting-and-Classification-of-VDPVs_Aug2016_EN.pdf. ² Include contact, healthy and community samples. ³ 1 cVDPV1 and cVDPV2 isolated from one child

	Country	AFP cases (Paralysis onset between 2020-2023)					Other sources (Human) ² (Collection between 2020-2023)					Other sources (Environment) (Collection between 2020-2023)				
		2020	2021	2022	2023	Onset of most recent case	2020	2021	2022	2023	most recent collection date	2020	2021	2022	2023	most recent collection date
cVDPV1 ¹	Madagascar	2	13	14	5	28-Jan-23		25	11		26-Dec-22		31	96	7	17-Jan-23
	DR Congo			117 ³		26-Dec-22			5		09-Oct-22					
	Malawi			4		01-Dec-22			1		19-Sep-22					
	Mozambique	1		21		20-Nov-22			1		25-Oct-22					
	Congo			1		15-Oct-22										
	Yemen	31	3			27-Mar-21					07-Jul-19					
	Malaysia	1				14-Jan-20						9				13-Mar-20
Total type 1	35	16	157	5		0	25	18	2023		9	31	96	7		
cVDPV2 ¹	Indonesia			1	3	20-Feb-23					11-Nov-22					
	Israel			1		13-Feb-23							55			24-Oct-22
	Benin	3	3	11	1	02-Jan-23		2	1		01-Jun-22	5	1	8	2	08-Feb-23
	Nigeria	8	415	48	1	01-Jan-23	8	204	28	1	21-Jan-23	5	303	82	7	07-Feb-23
	Algeria			3		13-Dec-22			2	3	05-Jan-23			18	5	06-Feb-23
	Burundi			1		24-Nov-22				2	27-Jan-23			5		27-Dec-22
	Botswana													4	1	17-Jan-23
	Chad	101		44	2	06-Jan-23	17		4	3	13-Jan-23	3	1	5		01-Dec-22
	Somalia	14	1	5	1	12-Jan-23	13		4		31-Aug-22	26	1	5		04-Oct-22
	Niger	10	18	15		25-Dec-22	2	1	3		19-May-22	9		14	1	12-Jan-23
	Malawi														1	02-Jan-23
	DR Congo	81	28	321 ³		30-Dec-22	95	6	30		04-Dec-22	1	3	9		28-Dec-22
	Central African Republic	4		5		26-Dec-22	1				05-Oct-20	2	1	8		23-Nov-22
	Cameroon	7	3	3		22-Dec-22	4	3			29-Oct-21	9	1			25-Oct-21
	Yemen		66	162		14-Dec-22		17	33		09-Dec-22		13	25		28-Nov-22
	Zambia													3		06-Dec-22
	Sudan	58		1		31-Oct-22	11				01-Oct-20	14		1		28-Nov-22
	United Kingdom													6		08-Nov-22
	Mali	52		2		26-Oct-22	3				15-Aug-20	4				29-Aug-20
	Ghana	12		3		14-Sep-22	10		4		01-Jun-22	20		19		04-Oct-22
	Togo	9		2		30-Sep-22	9				09-Jul-20			2		06-Sep-22
	United States of America			1		20-Jun-22								14		22-Sep-22
	Canada													2		08-Sep-22
	Egypt											1	12	6		29-Aug-22
	Congo	2	2			10-Feb-21	2				12-Oct-20	1	3			18-Jul-22
	Côte d'Ivoire	64				18-Oct-20	25				01-Nov-20	95		3		18-Jul-22
	Djibouti												7	12		22-May-22
	Ethiopia	37	10	1		01-Apr-22	7				13-Oct-20	4				28-Dec-20
	Mozambique		2	4		26-Mar-22					17-Dec-18					
	Eritrea		1	1		02-Mar-22										
	Senegal		17			27-Oct-21					17-Nov-21	1	14	1		17-Jan-22
	Burkina Faso	68		2		09-Jun-21	12		34		19-Sep-20		1			28-Dec-21
	Ukraine		2			24-Dec-21			18		09-Oct-21					
	Mauritania								4		19-Jul-21			7		15-Dec-21
	Uganda													2		02-Nov-21
	Gambia													9		09-Sep-21
	Pakistan	135	8			23-Apr-21	2				11-Nov-20	135	35			13-Aug-21
	Guinea	44	6			01-Apr-21	1				05-Sep-20	1	2			11-Aug-21
	Guinea-Bissau		3			15-Jul-21			1		26-Jul-21					03-Aug-21
	Tajikistan	1	35			25-Jul-21			22		24-May-21			17		22-Mar-21
	Afghanistan	308	43			09-Jul-21	36	2			03-May-21	175	40			23-Jun-21
	Sierra Leone	10	5			28-Feb-21	6	8			19-Mar-21		9			01-Jun-21
	Liberia		3			28-May-21	2	5			21-Jan-21	7	14			20-Apr-21
	South Sudan	50	9			10-Apr-21	19	5			25-Feb-21	6				01-Dec-20
	Iran											3	1			20-Feb-21
	Kenya						1	2			25-Jan-21	1	1			13-Jan-21
	Angola	3				09-Feb-20					31-Oct-19					02-Dec-19
Malaysia											5				04-Feb-20	
Philippines	1				15-Jan-20					23-Nov-19	4				16-Jan-20	
Total type 2	1082	682	634	9		286	334	112	9		537	498	307	17		
cVDPV3 ¹	Israel			1		12-Feb-22					3				15-Mar-22	
	Occupied Palestinian Terr.											1	5	25		12-Mar-22
	China						1				22-Jul-20		7	9		25-Jan-21
Total type 3	0	0	1	0		1	0	3	0		1	13	34	0		
Gender	Female (all sero type)	493	295	325	5											
	Male (all sero type)	610	400	456	8											
	Gender Unknown	10	3	10	1											

Environmental surveillance for poliovirus in selected sewage sites established and working

Changes from previous week

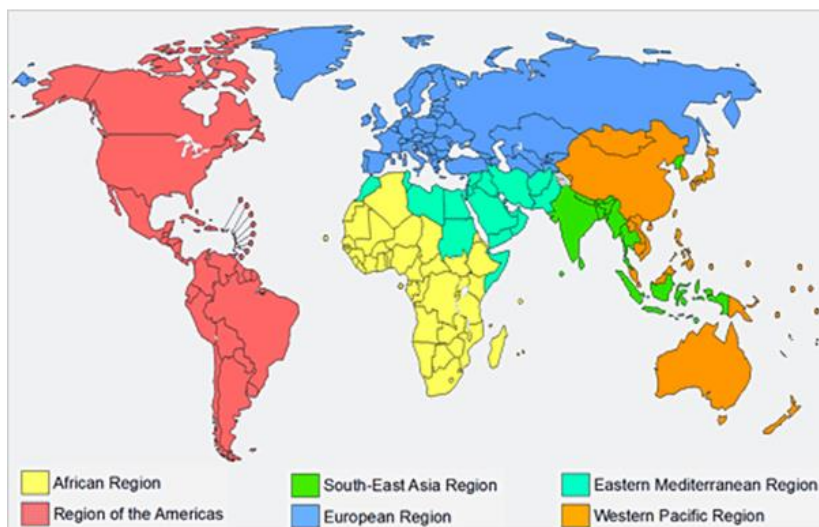
Global Surveillance Indicators: Year to Date Comparison

2022 & 2023: 01 Jan. to 21 Mar. 2023*

WHO region	AFP cases		Wild poliovirus cases		cVDPV ¹ cases		Polio compatibles		Pending final classification		
									Total		> 90 days
	2022	2023	2022	2023	2022	2023	2022	2023	2022	2023	2023
African	3,653	3,867	0	0	9	9	0	1	1,526	1,399	0
Central	571	750	0	0	3	2	0	0	302	290	0
South/East	788	983	0	0	1	5	0	0	427	554	0
West	2,294	2,134	0	0	5	2	0	0	797	555	0
American	138	139	0	0	0	0	1	0	35	61	0
Eastern Mediterranean	4,658	5,590	1	1	1	1	1	0	1,525	1,605	0
European	183	259	0	0	1	1	0	0	151	217	0
South East Asian	5,234	4,979	0	0	0	3	3	0	2,100	1,539	0
Western Pacific	304	516	0	0	0	0	0	0	250	465	0
Global	14,170	15,350	1	1	11	14	5	1	5,587	5,286	0

¹cVDPV includes all three serotypes 1, 2 and 3. Please refer to slide 5 for the distribution of cases by serotype.

WHO Regions



For data at country, regional and global levels from 2000 onwards, see the WHO website at <https://extranet.who.int/polis/public/CaseCount.aspx>

*Data for 2022 as of 22 Mar. 2022 and for 2023 as of 21 Mar. 2023