

Highlights of New Wild Poliovirus and cVDPV Positives Reported Globally this Week

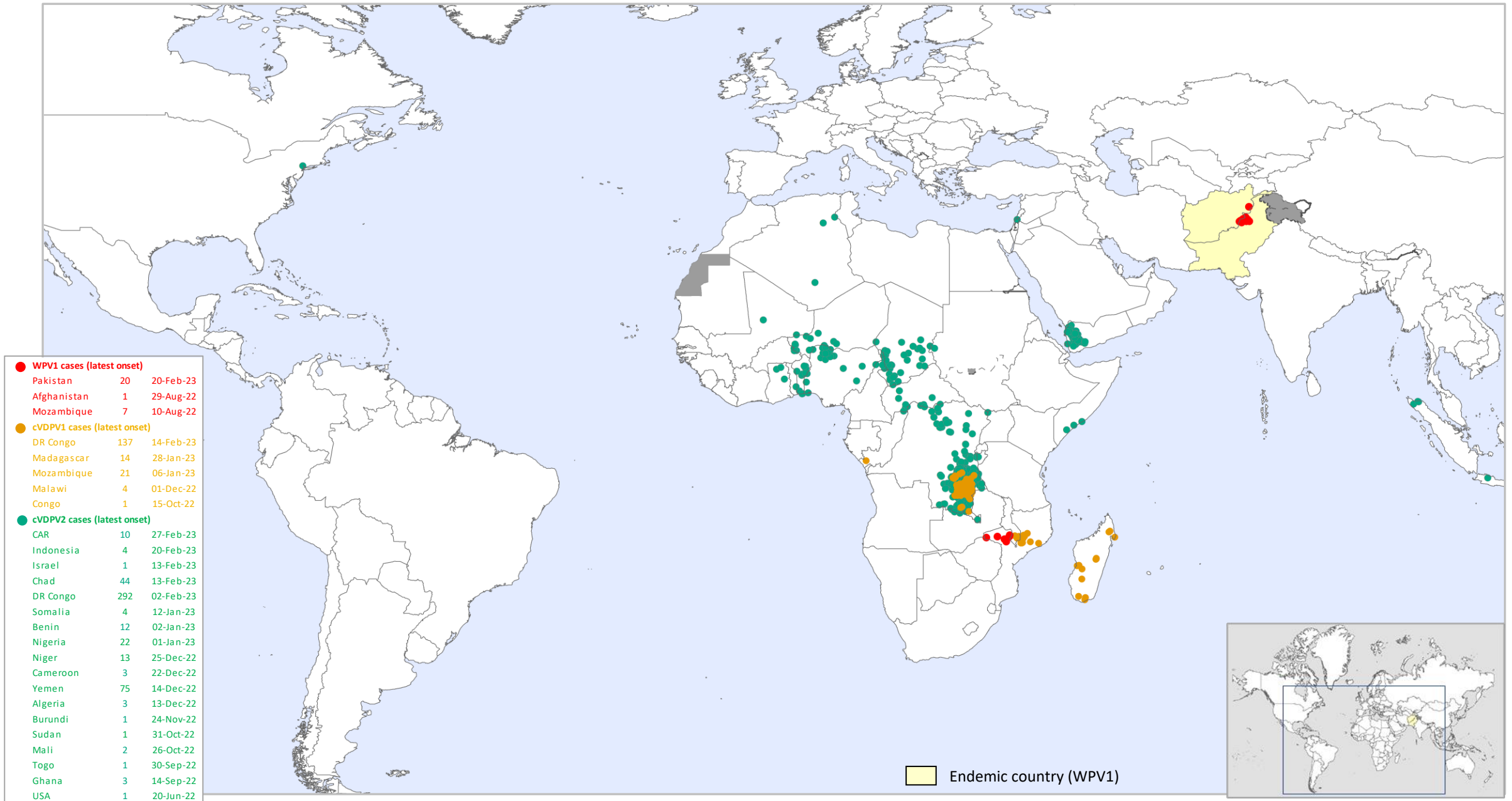
Country	WPV1			cVDPV1			cVDPV2			cVDPV3			Location State/Province/Governorate
	AFP	ENV	other ¹	AFP	ENV	other ¹	AFP	ENV	other ¹	AFP	ENV	other ¹	
AFGHANISTAN		1											NANGARHAR
ALGERIA								2					ALGER, TAMANGHASSET
BENIN								1					DONGA
BURUNDI								2					BUJUMBURA MAIRIE
CHAD							1						LOGONE OCCIDENTAL
DR CONGO				12			9						HAUT LOMAMI, TANGANYIKA, HAUT KATANGA, LUALABA, TSHOPO, SUD-KIVU
MADAGASCAR					6								ANALAMANGA
MOZAMBIQUE				1									ZAMBEZIA
NIGERIA								1					SOKOTO

¹contacts of positive AFP cases, community, healthy children

The boundaries and names shown and the designations used in the maps in this document do not imply the expression of any opinion whatsoever on the part of the World Health Organization concerning the legal status of any country, territory, city or area or of its authorities, or concerning the delimitation of its frontiers or boundaries. Dotted lines on maps represent approximate border lines for which there may not yet be full agreement. © WHO 2023. All rights reserved

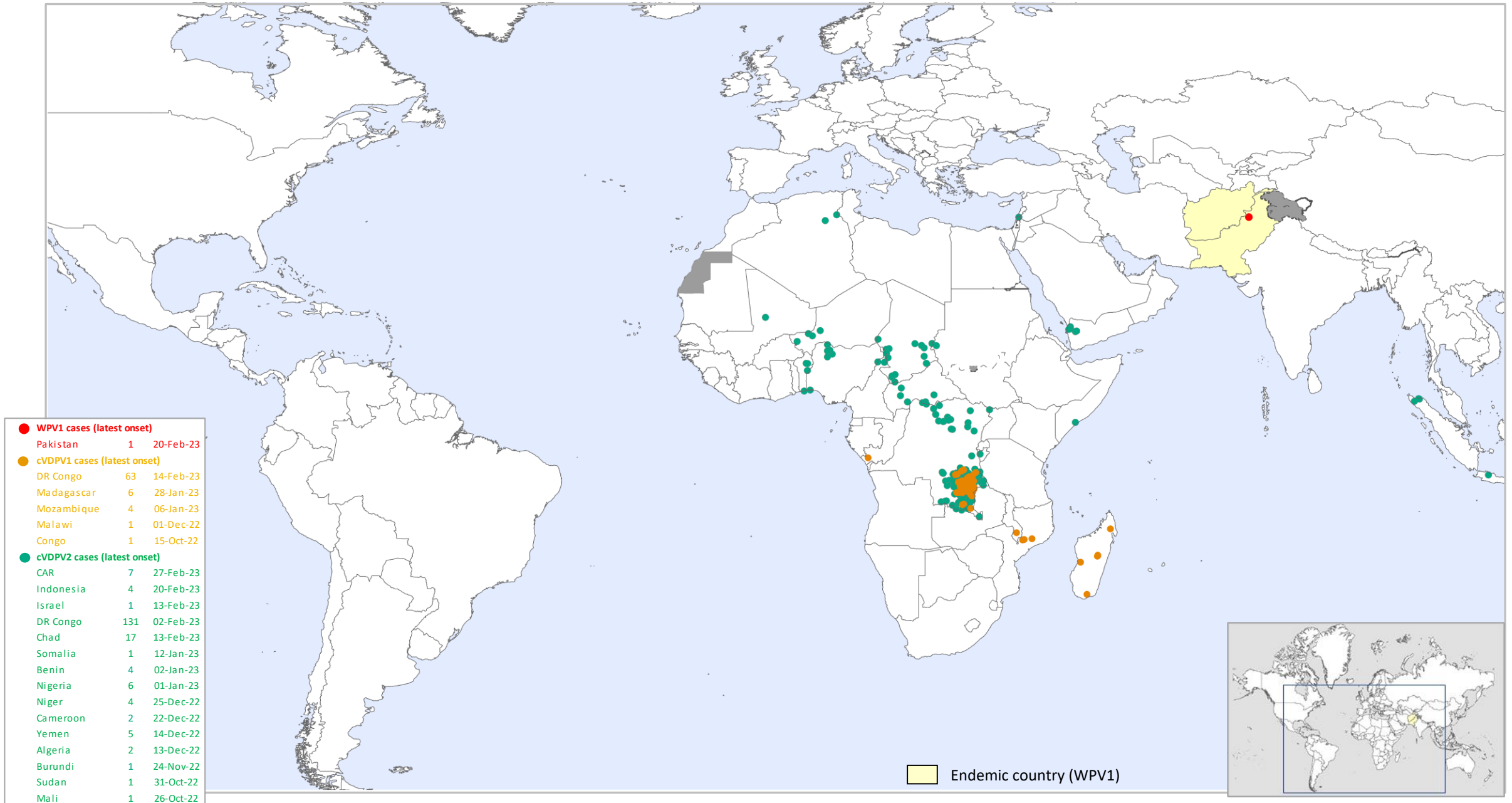
Data in WHO HQ as of 04 Apr. 2023

Global WPV1 & cVDPV Cases¹, Previous 12 Months²



¹Excludes viruses detected from environmental surveillance; ²Onset of paralysis: 05 Apr. 2022 to 04 Apr. 2023

Global WPV1 & cVDPV Cases¹, Previous 6 Months²



¹Excludes viruses detected from environmental surveillance; ²Onset of paralysis: 05 Oct. 2022 to 04 Apr. 2023

Global Wild Poliovirus 2017 - 2023

Country or territory	Wild virus type 1 confirmed cases									Wild virus type 1 reported from other sources ²							
	Full year total						01 Jan-04 Apr ¹		Date of most recent case	Full year total						01 Jan-04 Apr ¹	Date of most recent virus
	2017	2018	2019	2020	2021	2022	2022	2023		2017	2018	2019	2020	2021	2022	2023	
Afghanistan	14	21	29	56	4	2	1	0	29-Aug-22	42	83	60	49	1	22	15	20-Mar-23
Pakistan	8	12	147	84	1	20	0	1	20-Feb-23	110	141	405	455	65	41	3	21-Feb-23
Mozambique	0	0	0	0	0	8	0	0	10-Aug-22								
Malawi	0	0	0	0	1	0	0	0	19-Nov-21								
Iran	0	0	0	0	0	0	0	0	NA			3					20-May-19
Total (Type 1)	22	33	176	140	6	30	1	1		152	224	468	504	66	63	18	
Tot. in endemic countries	22	33	176	140	5	22	1	1									
Tot. in non-end countries	0	0	0	0	1	8	0	0									
No. of countries (infected)	2	2	2	2	3	3	1	1									
No. of countries (endemic)	2	3	3	3	2	2	2	2									
Total Female	7	18	72	59	2	10	1	0									
Total Male	15	15	104	81	4	20	0	1									

Countries in yellow are endemic. ¹Data reported to WHO HQ on 05 Apr. for 2022 data and 04 Apr. for 2023 data.

²Wild viruses from environmental samples, selected contacts, healthy children and other sources. Last WPV type 3 had its onset on 10 November 2012.

Global Circulating Vaccine-derived Poliovirus (cVDPV)^{1,2,3}

¹For cVDPV definition see http://polioeradication.org/wp-content/uploads/2016/09/Reporting-and-Classification-of-VDPVs_Aug2016_EN.pdf. ² Include contact, healthy and community samples. ³ cVDPV1 and cVDPV2 isolated from two children

	Country	AFP cases (Paralysis onset between 2020-2023)					Other sources (Human) ² (Collection between 2020-2023)					Other sources (Environment) (Collection between 2020-2023)					
		2020	2021	2022	2023	Onset of most recent case	2020	2021	2022	2023	most recent collection date	2020	2021	2022	2023	most recent collection date	
cVDPV1 ¹	DR Congo			132 ³	8	14-Feb-23			5		09-Oct-22						
	Madagascar	2	13	14	5	28-Jan-23		25	11		26-Dec-22		31	96	16	17-Jan-23	
	Mozambique	1		21	1	06-Jan-23			1		25-Oct-22						
	Malawi			4		01-Dec-22			1		19-Sep-22						
	Congo			1		15-Oct-22											
	Yemen	31	3			27-Mar-21					07-Jul-19						
	Malaysia	1				14-Jan-20						9				13-Mar-20	
	Total type 1	35	16	172	14		0	25	18	2023		9	31	96	16		
cVDPV2 ¹	Nigeria	8	415	48	1	01-Jan-23	8	204	28	1	21-Jan-23	5	303	82	10	07-Mar-22	
	Central African Republic	4		5	5	27-Feb-23	1			1	19-Feb-23	2	1	8		23-Nov-22	
	Algeria			3		13-Dec-22			2	3	05-Jan-23			18	7	27-Feb-23	
	Benin	3	3	11	1	02-Jan-23		2	1		01-Jun-22	5	1	8	3	21-Feb-23	
	Indonesia			1	3	20-Feb-23			3		11-Nov-22						
	Burundi			1		24-Nov-22				2					6	1	14-Feb-23
	Israel				1	13-Feb-23									55		24-Oct-22
	Chad	101		44	5	13-Feb-23	17		4	3	13-Jan-23	3	1	5			01-Dec-22
	DR Congo	81	28	344 ³	8	02-Feb-23	95	6	30	1	19-Jan-23	1	3	9			28-Dec-22
	Botswana														4	1	17-Jan-23
	Somalia	14	1	5	1	12-Jan-23	13		4		31-Aug-22	26	1	5			04-Oct-22
	Niger	10	18	15		25-Dec-22	2	1	3		19-May-22	9		14			12-Jan-23
	Malawi															1	02-Jan-23
	Cameroon	7	3	3		22-Dec-22	4	3			29-Oct-21	9					25-Oct-21
	Yemen		66	162		14-Dec-22			17	33	09-Dec-22		13	25			28-Nov-22
	Zambia														3		06-Dec-22
	Sudan	58		1		31-Oct-22	11				01-Oct-20	14			1		28-Nov-22
	United Kingdom														6		08-Nov-22
	Mali	52		2		26-Oct-22	3				15-Aug-20	4					29-Aug-20
	Ghana	12		3		14-Sep-22	10		4		01-Jun-22	20		19			04-Oct-22
	Togo	9		2		30-Sep-22	9				09-Jul-20				2		06-Sep-22
	United States of America			1		20-Jun-22									14		22-Sep-22
	Canada														2		08-Sep-22
	Egypt											1	12	6			29-Aug-22
	Congo	2	2			10-Feb-21	2				12-Oct-20	1	3				18-Jul-22
	Côte d'Ivoire	64				18-Oct-20	25				01-Nov-20	95		3			18-Jul-22
	Djibouti													7	12		22-May-22
	Ethiopia	37	10	1		01-Apr-22	7				13-Oct-20	4					28-Dec-20
	Mozambique			4		26-Mar-22					17-Dec-18						
	Eritrea			1		02-Mar-22											
	Senegal		17			27-Oct-21		34			17-Nov-21	1	14	1			17-Jan-22
	Burkina Faso	68	2			09-Jun-21	12				19-Sep-20			1			28-Dec-21
	Ukraine		2			24-Dec-21			18		09-Oct-21						
	Mauritania								4		19-Jul-21			7			15-Dec-21
	Uganda													2			02-Nov-21
	Gambia													9			09-Sep-21
	Pakistan	135	8			23-Apr-21	2				11-Nov-20	135	35				13-Aug-21
	Guinea	44	6			01-Apr-21	1				05-Sep-20	1	2				11-Aug-21
	Guinea-Bissau		3			15-Jul-21		1			26-Jul-21						03-Aug-21
	Tajikistan	1	35			25-Jul-21		22			24-May-21		17				22-Mar-21
	Afghanistan	308	43			09-Jul-21	36	2			03-May-21	175	40				23-Jun-21
	Sierra Leone	10	5			28-Feb-21	6	8			19-Mar-21		9				01-Jun-21
Liberia		3			28-May-21	2	5			21-Jan-21	7	14				20-Apr-21	
South Sudan	50	9			10-Apr-21	19	5			25-Feb-21	6					01-Dec-20	
Iran											3	1				20-Feb-21	
Kenya						1	2			25-Jan-21	1	1				13-Jan-21	
Angola	3				09-Feb-20					31-Oct-19						02-Dec-19	
Malaysia											5					04-Feb-20	
Philippines	1				15-Jan-20					23-Nov-19	4					16-Jan-20	
	Total type 2	1082	682	657	25		286	334	112	11		537	498	308	24		
cVDPV3 ¹	Israel			1		12-Feb-22			3		24-Mar-22	1	5	25		15-Mar-22	
	Occupied Palestinian Terr.												7	9		12-Mar-22	
	China						1				22-Jul-20		1			25-Jan-21	
	Total type 3	0	0	1	0		1	0	3	0		1	13	34	0		
Gender	Female (all sero type)	493	295	348	15												
	Male (all sero type)	610	400	473	21												
	Gender Unknown	10	3	7	3												

Environmental surveillance for poliovirus in selected sewage sites established and working

Changes from previous week

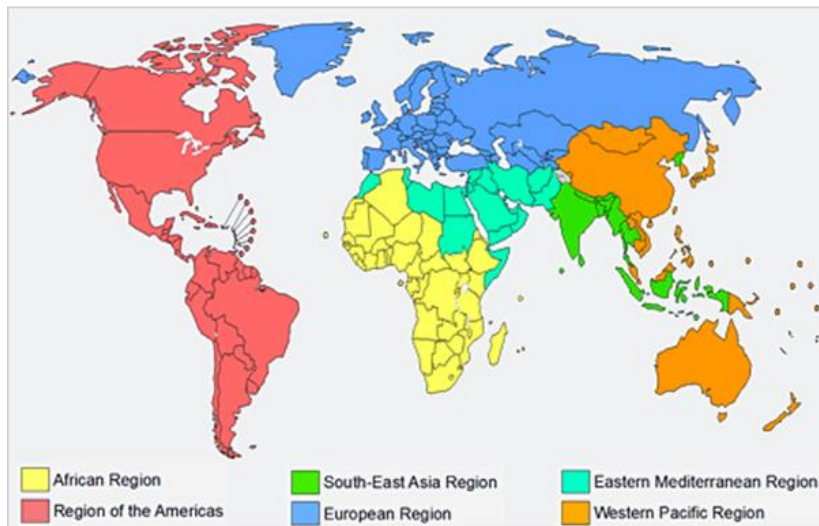
Global Surveillance Indicators: Year to Date Comparison

2022 & 2023: 01 Jan. to 04 Apr. 2023*

WHO region	AFP cases		Wild poliovirus cases		cVDPV ¹ cases		Polio compatibles		Pending final classification		
	2022	2023	2022	2023	2022	2023	2022	2023	Total		> 90 days
									2022	2023	2023
African	5,612	5,054	0	0	31	34	0	1	1,852	1,800	47
Central	1,082	976	0	0	16	26	0	0	428	326	10
South/East	1,291	1,313	0	0	1	6	0	1	538	703	25
West	3,239	2,765	0	0	14	2	0	0	886	771	12
American	169	207	0	0	0	0	0	0	34	74	2
Eastern Mediterranean	5,635	6,600	1	1	1	1	0	0	1,552	1,483	25
European	258	306	0	0	1	1	0	0	175	214	22
South East Asian	6,325	6,128	0	0	0	3	0	0	2,192	1,739	50
Western Pacific	325	573	0	0	0	0	0	0	269	476	37
Global	18,324	18,868	1	1	33	39	0	1	6,074	5,786	183

¹cVDPV includes all three serotypes 1, 2 and 3. Please refer to slide 5 for the distribution of cases by serotype.

WHO Regions



For data at country, regional and global levels from 2000 onwards, see the WHO website at <https://extranet.who.int/polis/public/CaseCount.aspx>

*Data for 2022 as of 05 Apr. 2022 and for 2023 as of 04 Apr. 2023