

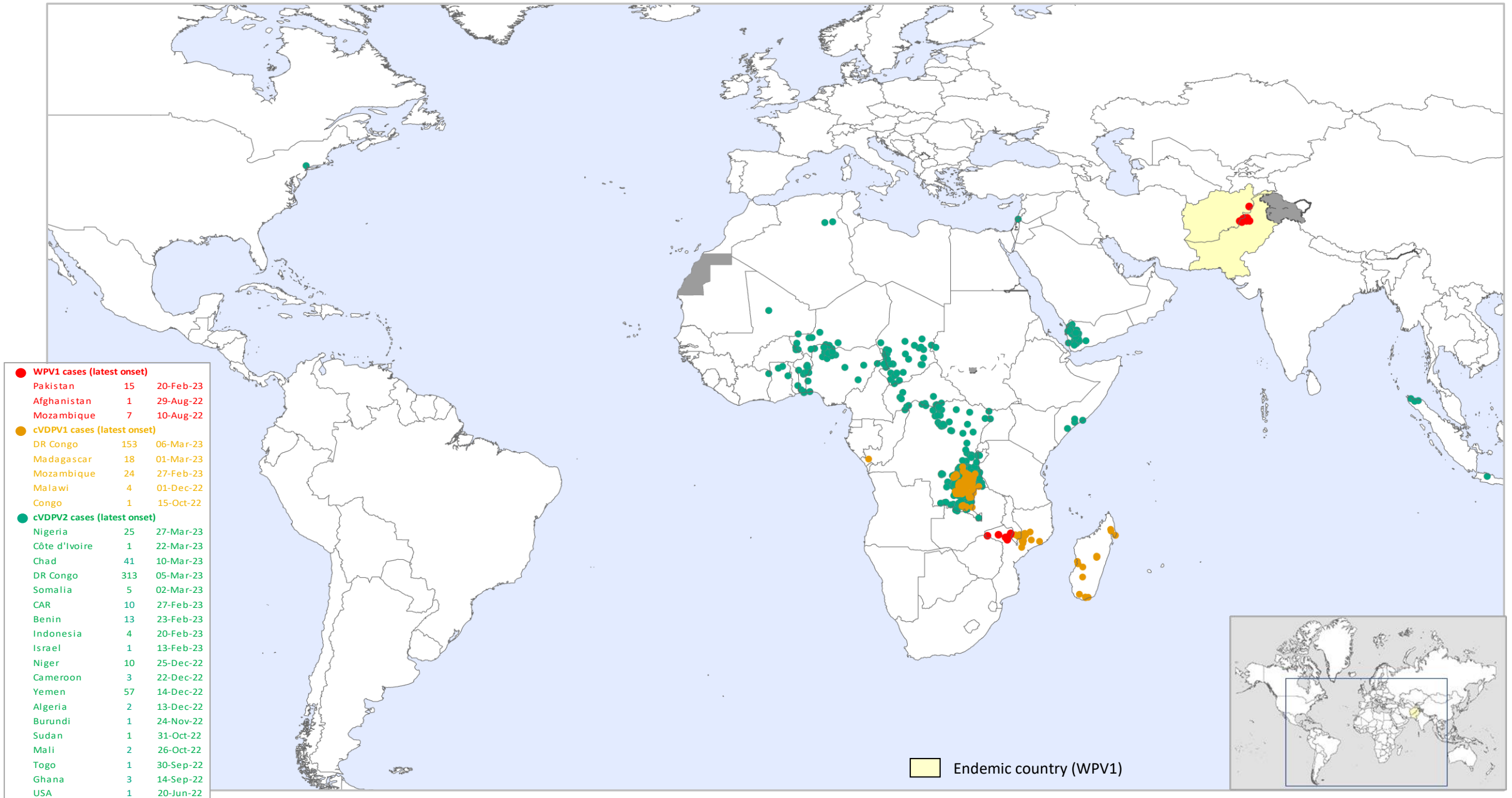
Highlights of New Wild Poliovirus and cVDPV Positives Reported Globally this Week

Country	WPV1			cVDPV1			cVDPV2			cVDPV3			Location State/Province/Governorate
	AFP	ENV	other ¹	AFP	ENV	other ¹	AFP	ENV	other ¹	AFP	ENV	other ¹	
PAKISTAN		2											KPAKHTUNKHWA
CHAD							1						TANDJILE
DR CONGO							6						ITURI, HAUT LOMAMI, SUD-KIVU, TANGANYIKA, KASAI ORIENTAL
INDONESIA									7				JAWA_BARAT
MADAGASCAR					17								ANALAMANGA, BOENI
NIGERIA							3	2	1				ZAMFARA, SOKOTO, LAGOS
SOMALIA							1						BAY

¹contacts of positive AFP cases, community, healthy children

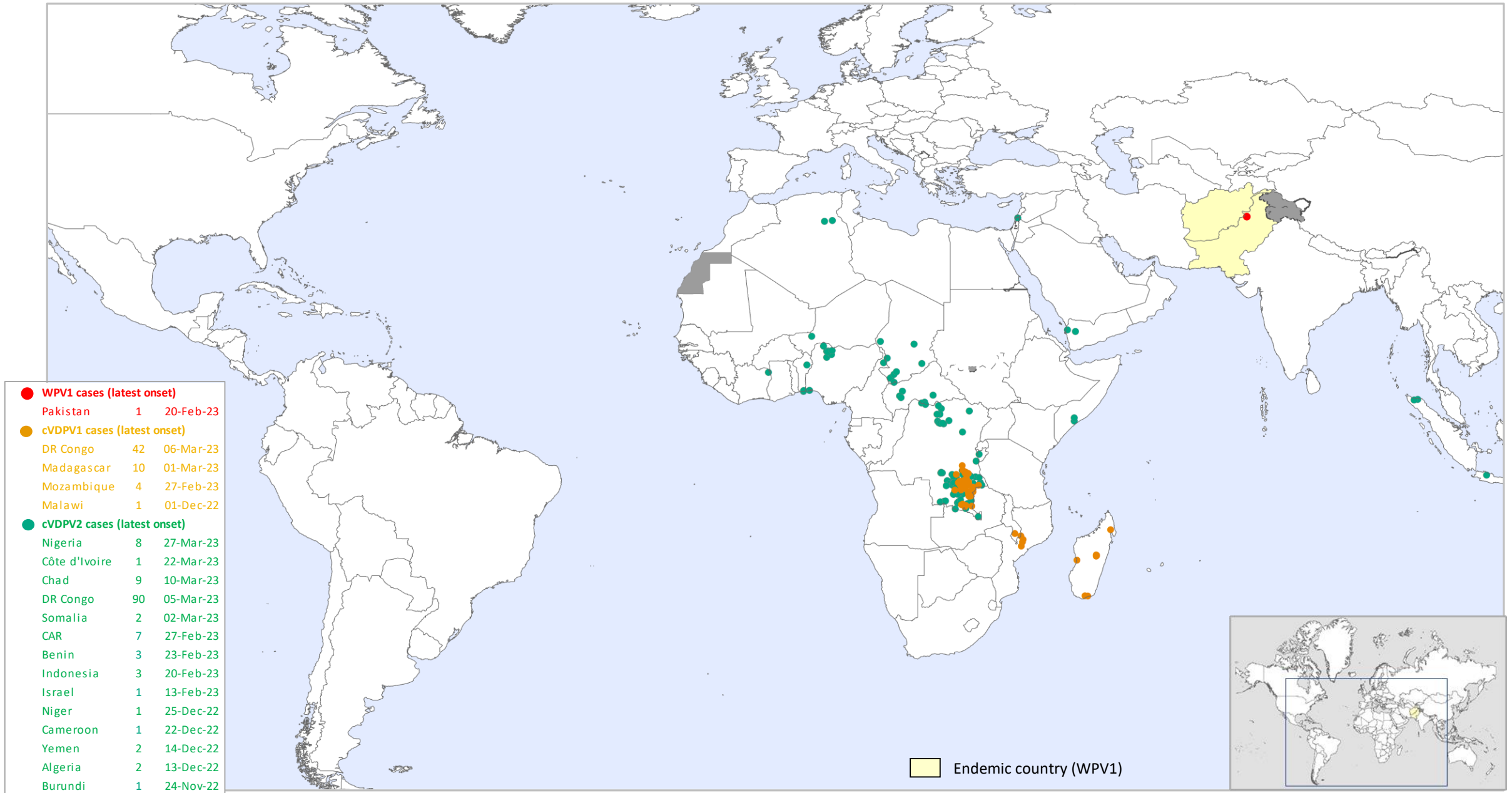
The boundaries and names shown and the designations used in the maps in this document do not imply the expression of any opinion whatsoever on the part of the World Health Organization concerning the legal status of any country, territory, city or area or of its authorities, or concerning the delimitation of its frontiers or boundaries. Dotted lines on maps represent approximate border lines for which there may not yet be full agreement. © WHO 2023. All rights reserved

Global WPV1 & cVDPV Cases¹, Previous 12 Months²



¹Excludes viruses detected from environmental surveillance; ²Onset of paralysis: 10 May 2022 to 09 May 2023

Global WPV1 & cVDPV Cases¹, Previous 6 Months²



¹Excludes viruses detected from environmental surveillance; ²Onset of paralysis: 10 Nov. 2022 to 09 May 2023

Global Wild Poliovirus 2017 - 2023

Country or territory	Wild virus type 1 confirmed cases									Wild virus type 1 reported from other sources ²							
	Full year total						01 Jan-09 May ¹		Date of most recent case	Full year total						01 Jan-09 May ¹	Date of most recent virus
	2017	2018	2019	2020	2021	2022	2022	2023		2017	2018	2019	2020	2021	2022		
Pakistan	8	12	147	84	1	20	2	1	20-Feb-23	110	141	405	455	65	41	5	10-Apr-23
Afghanistan	14	21	29	56	4	2	1	0	29-Aug-22	42	83	60	49	1	22	18	03-Apr-23
Mozambique	0	0	0	0	0	8	1	0	10-Aug-22								
Malawi	0	0	0	0	1	0	0	0	19-Nov-21								
Iran	0	0	0	0	0	0	0	0	NA			3					20-May-19
Total (Type 1)	22	33	176	140	6	30	4	1		152	224	468	504	66	63	23	
Tot. in endemic countries	22	33	176	140	5	22	3	1									
Tot. in non-end countries	0	0	0	0	1	8	1	0									
No. of countries (infected)	2	2	2	2	3	3	2	1									
No. of countries (endemic)	2	3	3	3	2	2	2	2									
Total Female	7	18	72	59	2	10	3	0									
Total Male	15	15	104	81	4	20	1	1									

Countries in yellow are endemic. ¹Data reported to WHO HQ on 10 May for 2022 data and 09 May for 2023 data.

²Wild viruses from environmental samples, selected contacts, healthy children and other sources. Last WPV type 3 had its onset on 10 November 2012.

Global Circulating Vaccine-derived Poliovirus (cVDPV)^{1,2,3}

	Country	AFP cases (Paralysis onset between 2020-2023)					Other sources (Human) ² (Collection between 2020-2023)					Other sources (Environment) (Collection between 2020-2023)				
		2020	2021	2022	2023	Onset of most recent case	2020	2021	2022	2023	most recent collection date	2020	2021	2022	2023	most recent collection date
cVDPV ¹	DR Congo			144 ³	12	06-Mar-23			5		09-Oct-22					
	Madagascar	2	13	14	9	01-Mar-23		25	11	1	19-Feb-23		31	99	38	27-Feb-23
	Mozambique	1		22	3	27-Feb-23			1		25-Oct-22					
	Malawi			4		01-Dec-22			1		19-Sep-22					
	Congo			1		15-Oct-22										
	Yemen	31	3			27-Mar-21					07-Jul-19					
	Malaysia	1				14-Jan-20						9				13-Mar-20
Total type 1	35	16	185	24		0	25	18	1		9	31	99	38		
cVDPV ²	Nigeria	8	415	48	4	27-Mar-23	8	204	28	2	29-Mar-23	5	303	82	12	04-Apr-23
	Côte d'Ivoire	64			1	22-Mar-23	25				01-Nov-20	95		3		18-Jul-22
	Algeria			3		13-Dec-22			2	3	05-Jan-23			18	8	21-Mar-23
	Chad	101		44	6	10-Mar-23	17		4	3	13-Jan-23	3	1	5		01-Dec-22
	Burundi			1		24-Nov-22				2	27-Jan-23			6	6	07-Mar-23
	DR Congo	81	28	362 ³	22	05-Mar-23	95	6	30	1	19-Jan-23	1	3	9	1	22-Feb-23
	Somalia	14	1	5	2	02-Mar-23	13		4		31-Aug-22	26	1	6		22-Dec-22
	Central African Republic	4		5	5	27-Feb-23	1			1	19-Feb-23	2	1	8		23-Nov-22
	Benin	3	3	11	2	23-Feb-23		2	1		01-Jun-22	5	1	8	3	21-Feb-23
	Indonesia			1	3	20-Feb-23			3	7	01-Jan-23					
	Botswana													4	1	16-Feb-23
	Israel				1	13-Feb-23								55		24-Oct-22
	Niger	10	18	15		25-Dec-22	2	1	3		19-May-22	9		14	1	12-Jan-23
	Malawi														1	02-Jan-23
	Cameroon	7	3	3		22-Dec-22	4	3			29-Oct-21	9	1			25-Oct-21
	Yemen		66	162		14-Dec-22		17	33		09-Dec-22		13	25		28-Nov-22
	Zambia													3		06-Dec-22
	Sudan	58		1		31-Oct-22	11				01-Oct-20	14		1		28-Nov-22
	United Kingdom													6		08-Nov-22
	Mali	52		2		26-Oct-22	3				15-Aug-20	4				29-Aug-20
	Ghana	12		3		14-Sep-22	10		4		01-Jun-22	20		19		04-Oct-22
	Togo	9		2		30-Sep-22	9				09-Jul-20			2		06-Sep-22
	United States of America			1		20-Jun-22								14		22-Sep-22
	Canada													2		08-Sep-22
	Egypt											1	12	6		29-Aug-22
	Djibouti												7	12		22-May-22
	Ethiopia	37	10	1		01-Apr-22	7				13-Oct-20	4				28-Dec-20
	Mozambique		2	4		26-Mar-22					17-Dec-18					
	Eritrea		1	1		02-Mar-22										
	Senegal		17			27-Oct-21		34			17-Nov-21	1	14	1		17-Jan-22
	Burkina Faso	68	2			09-Jun-21	12				19-Sep-20		1			28-Dec-21
	Ukraine		2			24-Dec-21		18			09-Oct-21					
	Mauritania							4			19-Jul-21		7			15-Dec-21
	Uganda												2			02-Nov-21
	Gambia												9			09-Sep-21
	Pakistan	135	8			23-Apr-21	2				11-Nov-20	135	35			13-Aug-21
	Guinea	44	6			01-Apr-21	1				05-Sep-20	1	2			11-Aug-21
	Guinea-Bissau		3			15-Jul-21		1			26-Jul-21					
	Tajikistan	1	35			25-Jul-21		22			24-May-21		17			22-Mar-21
	Afghanistan	308	43			09-Jul-21	36	2			03-May-21	175	40			23-Jun-21
	Congo	2	2			10-Feb-21	2				12-Oct-20	1	3			01-Jun-21
	Sierra Leone	10	5			28-Feb-21	6	8			19-Mar-21		9			01-Jun-21
	Liberia		3			28-May-21	2	5			21-Jan-21	7	14			20-Apr-21
	South Sudan	50	9			10-Apr-21	19	5			25-Feb-21	6				01-Dec-20
	Iran											3	1			20-Feb-21
	Kenya						1	2			25-Jan-21	1	1			13-Jan-21
	Angola	3				09-Feb-20					31-Oct-19					
Malaysia											5				04-Feb-20	
Philippines	1				15-Jan-20					23-Nov-19	4				16-Jan-20	
Total type 2	1082	682	675	46		286	334	112	19		537	498	309	33		
cVDPV ³	Israel			1		12-Feb-22			3		24-Mar-22	1	5	25		15-Mar-22
	Occupied Palestinian Terr.												7	9		12-Mar-22
	China						1				22-Jul-20		1			25-Jan-21
Total type 3	0	0	1	0		1	0	3	0		1	13	34	0		
Gender	Female (all sero type)	493	295	367	29											
	Male (all sero type)	610	400	488	38											
	Gender Unknown	10	3	3	3											

Environmental surveillance for poliovirus in selected sewage sites established and working

Changes from previous week

¹For cVDPV definition see http://polioeradication.org/wp-content/uploads/2016/09/Reporting-and-Classification-of-VDPVs_Aug2016_EN.pdf. ² Include contact, healthy and community samples. ³cVDPV1 and cVDPV2 isolated from three children

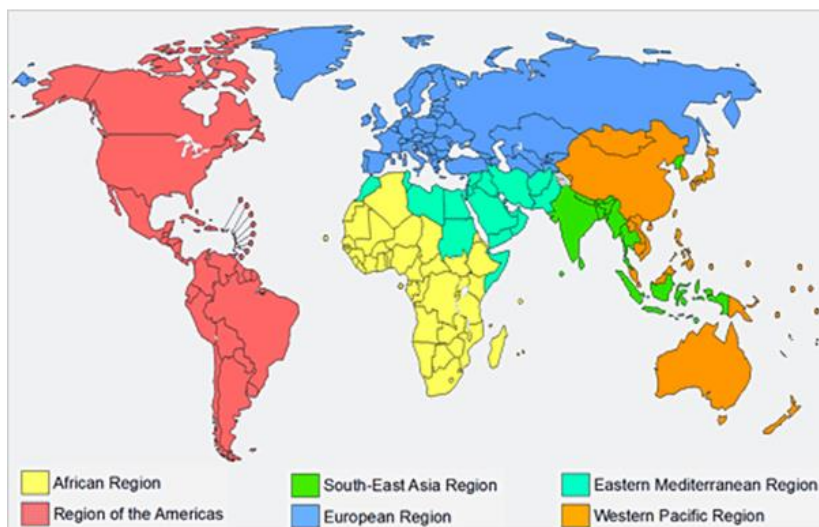
Global Surveillance Indicators: Year to Date Comparison

2022 & 2023: 01 Jan. to 09 May 2023*

WHO region	AFP cases		Wild poliovirus cases		cVDPV ¹ cases		Polio compatibles		Pending final classification		
									Total		> 90 days
	2022	2023	2022	2023	2022	2023	2022	2023	2022	2023	2023
African	8,868	8,551	0	0	60	64	1	2	2,311	2,921	514
Central	2,009	1,840	0	0	37	45	0	0	509	461	84
South/East	2,225	2,195	0	0	2	12	1	0	812	1,131	315
West	4,634	4,516	0	0	21	7	0	2	990	1,329	115
American	373	272	0	0	0	0	0	0	105	104	15
Eastern Mediterranean	7,634	9,132	4	1	7	2	0	0	1,603	1,626	146
European	395	414	0	0	1	1	0	0	233	214	38
South East Asian	9,117	8,945	0	0	0	3	0	0	2,033	2,126	409
Western Pacific	421	1,483	0	0	0	0	0	0	321	1,275	278
Global	26,808	28,797	4	1	68	70	1	2	6,606	8,266	1,400

¹cVDPV includes all three serotypes 1, 2 and 3. Please refer to slide 5 for the distribution of cases by serotype.

WHO Regions



For data at country, regional and global levels from 2000 onwards, see the WHO website at <https://extranet.who.int/polis/public/CaseCount.aspx>

*Data for 2022 as of 10 May 2022 and for 2023 as of 09 May 2023