

## 4 týden 2024 - Week 4

**Státní zdravotní ústav - National Institute of Public Health****Hlášení akutních respiračních infekcí (ARI) - Notification of acute respiratory infections**

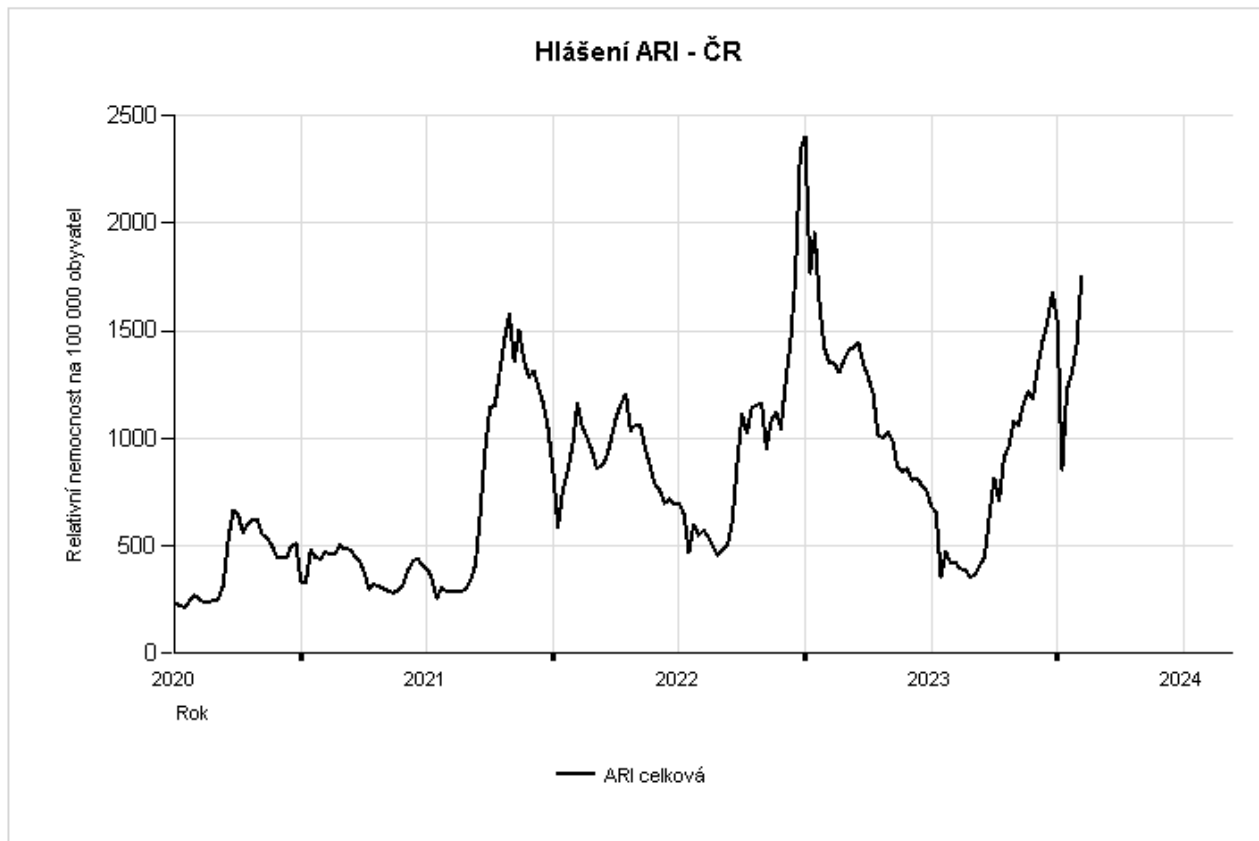
ARI	Relativní nemocnost na 100000 obyvatel - Morbidity per 100000 population					
	0 - 5 let/ yrs	6 - 14 let/yrs	15 - 24 let/yrs	25 - 64 let/yrs	65+ let/ yrs	Celkem / Total
<b>Česká republika - the Czech Republic</b>	<b>4908</b>	<b>3034</b>	<b>2495</b>	<b>905</b>	<b>705</b>	<b>1750</b>
<i>Změna - Change [%]</i>	25,08	25,79	19,89	20,51	11,55	22,21
<i>Komplikace - Complication [%]</i>	2,3	1,95	1,2	1,24	1,94	1,7

ILI	Relativní nemocnost na 100000 obyvatel - Morbidity per 100000 population					
	0 - 5 let/yrs	6 - 14 let/yrs	15 - 24 let/yrs	25 - 64 let/yrs	65+ let/ yrs	Celkem / Total
<b>Česká republika - the Czech Republic</b>	<b>442</b>	<b>313</b>	<b>208</b>	<b>90</b>	<b>48</b>	<b>163</b>
<i>Změna - Change [%]</i>	86,5	87,43	96,23	55,17	41,18	75,27

# Weekly total acute respiratory infections morbidity per 100000 population

The Czech Republic

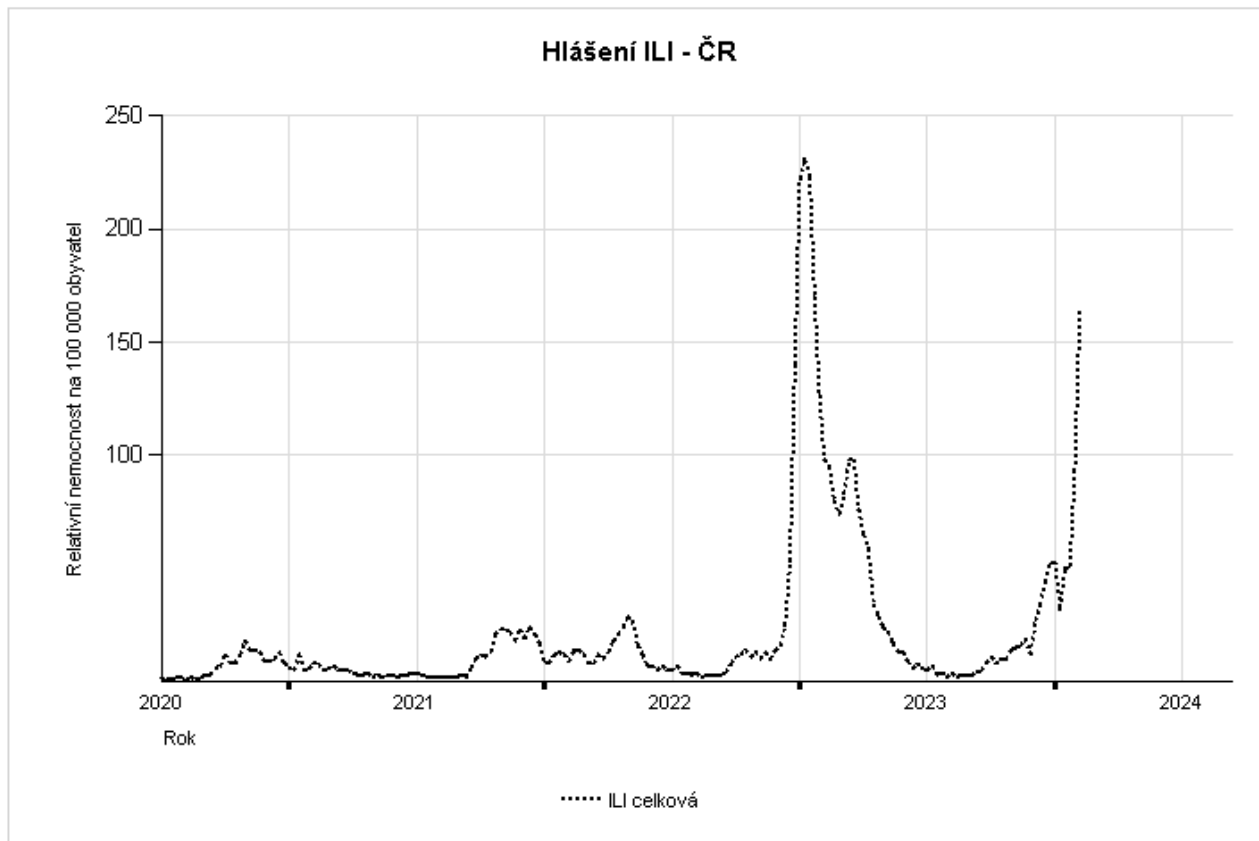
Weekly total acute respiratory infections morbidity per 100000 population.  
The Czech Republic



# Weekly total ILI morbidity per 100000 population

The Czech Republic

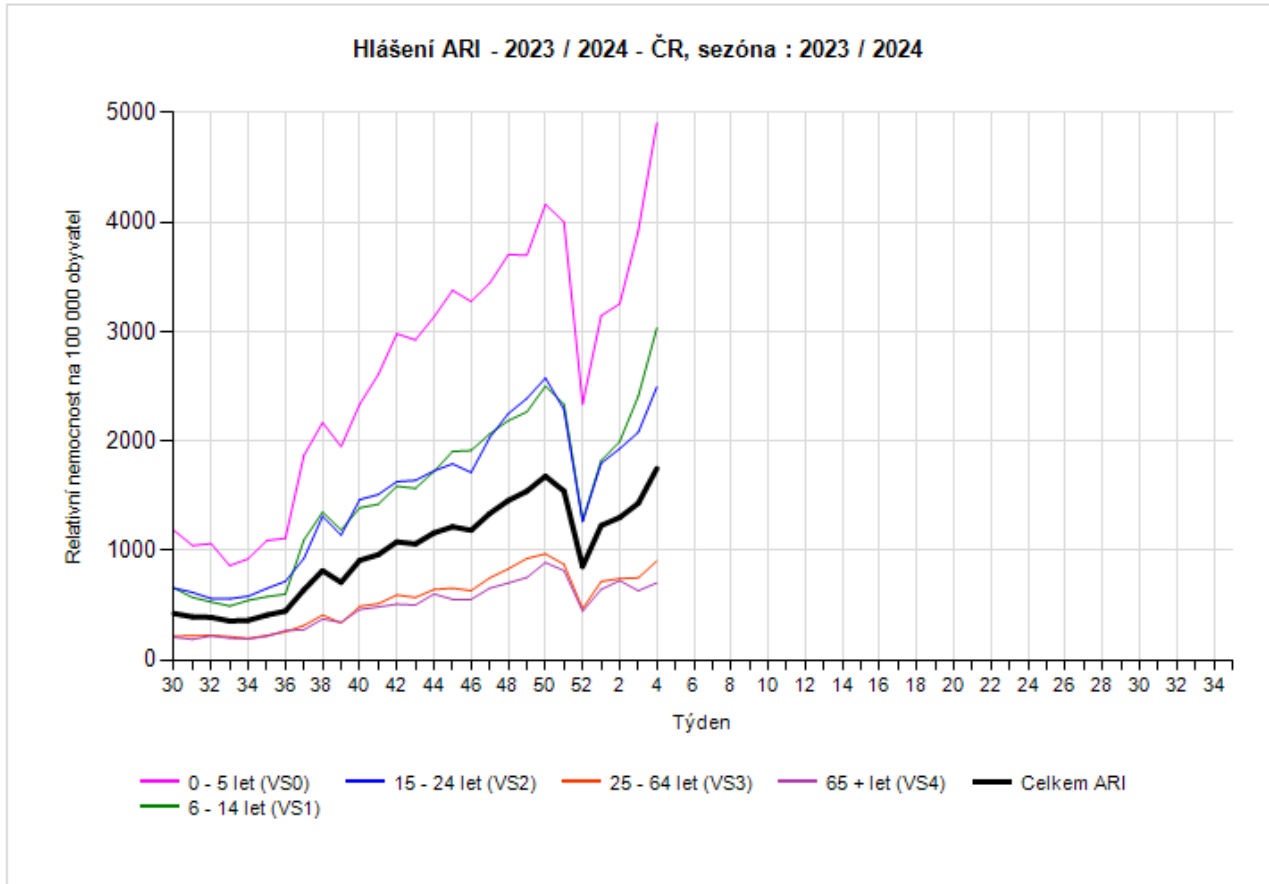
Weekly total ILI morbidity per 100000 population.  
The Czech Republic



# Weekly acute respiratory infections morbidity by age group per 100000 population, 2023/2024

The Czech Republic

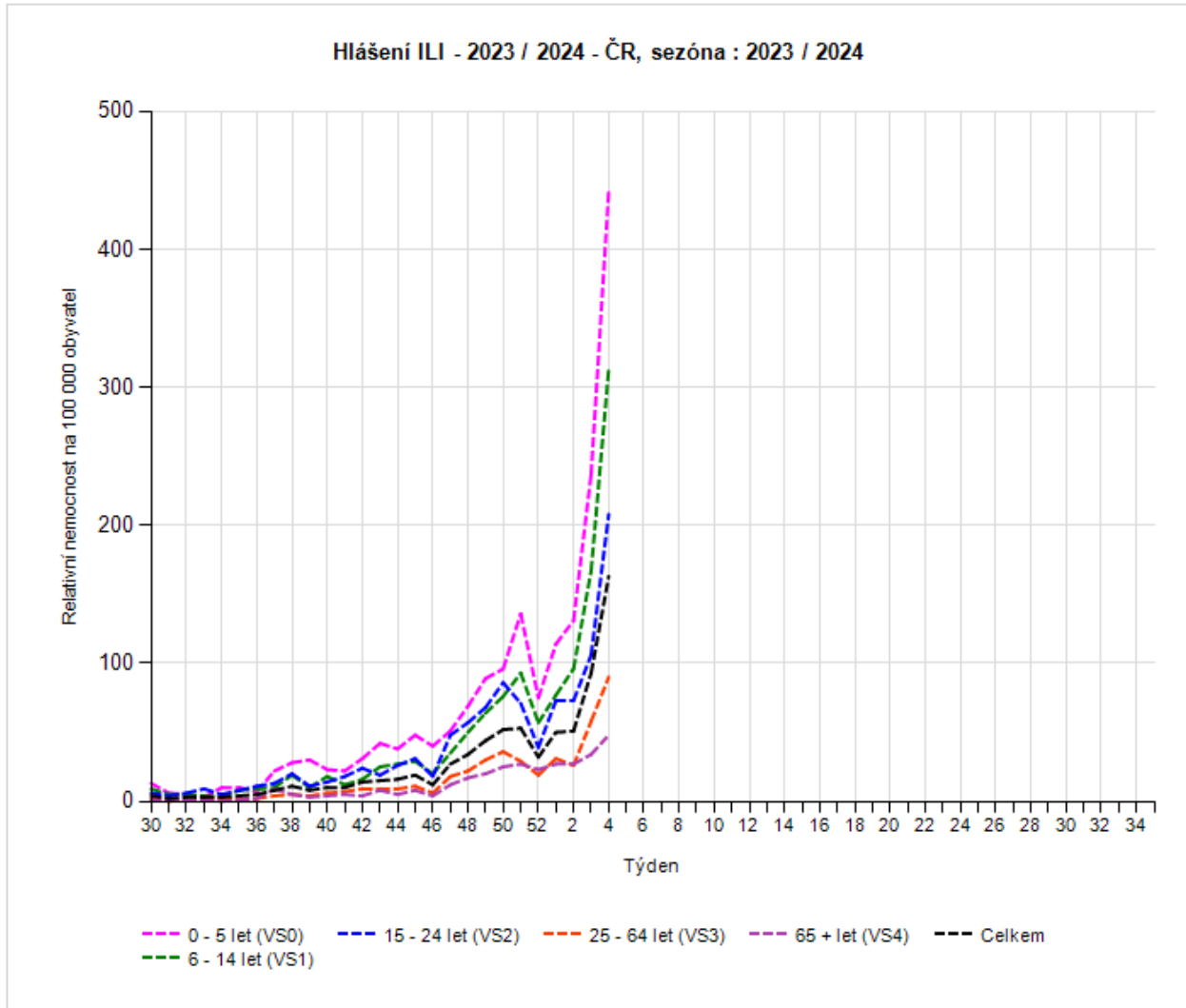
## Weekly acute respiratory infections morbidity by age group per 100000 population, 2023 / 2024 The Czech Republic



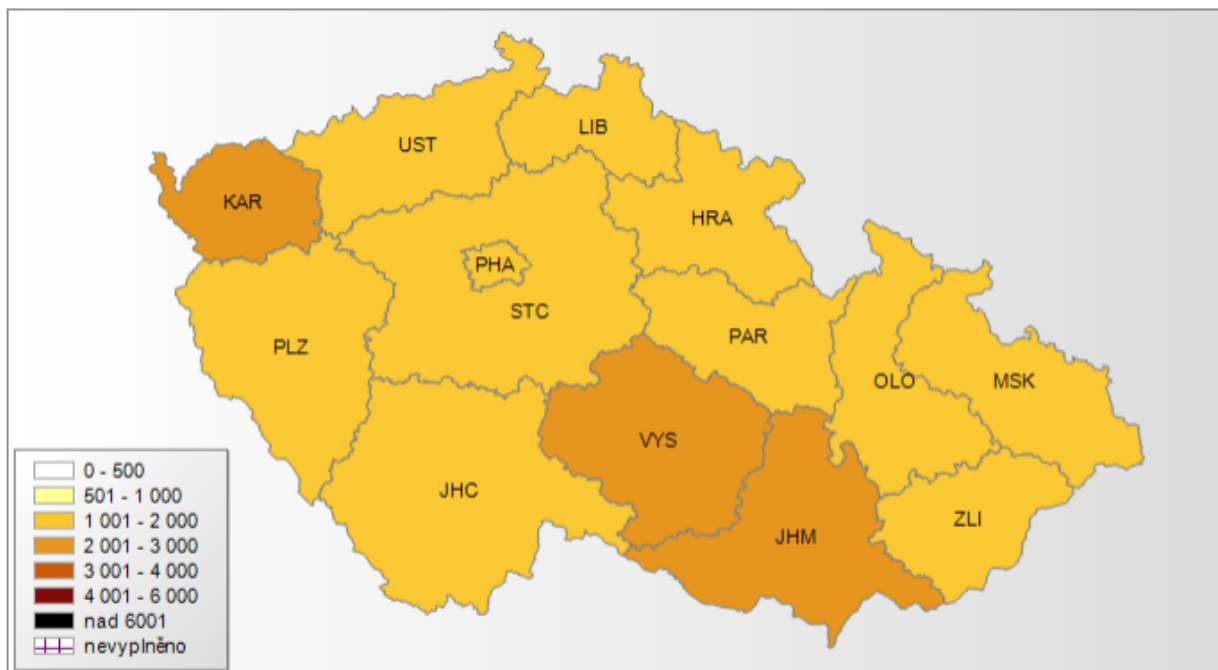
# Weekly ILI morbidity by age group per 100000 population, 2023/2024

The Czech Republic

## Weekly ILI morbidity by age group per 100000 population, 2023 / 2024 The Czech Republic

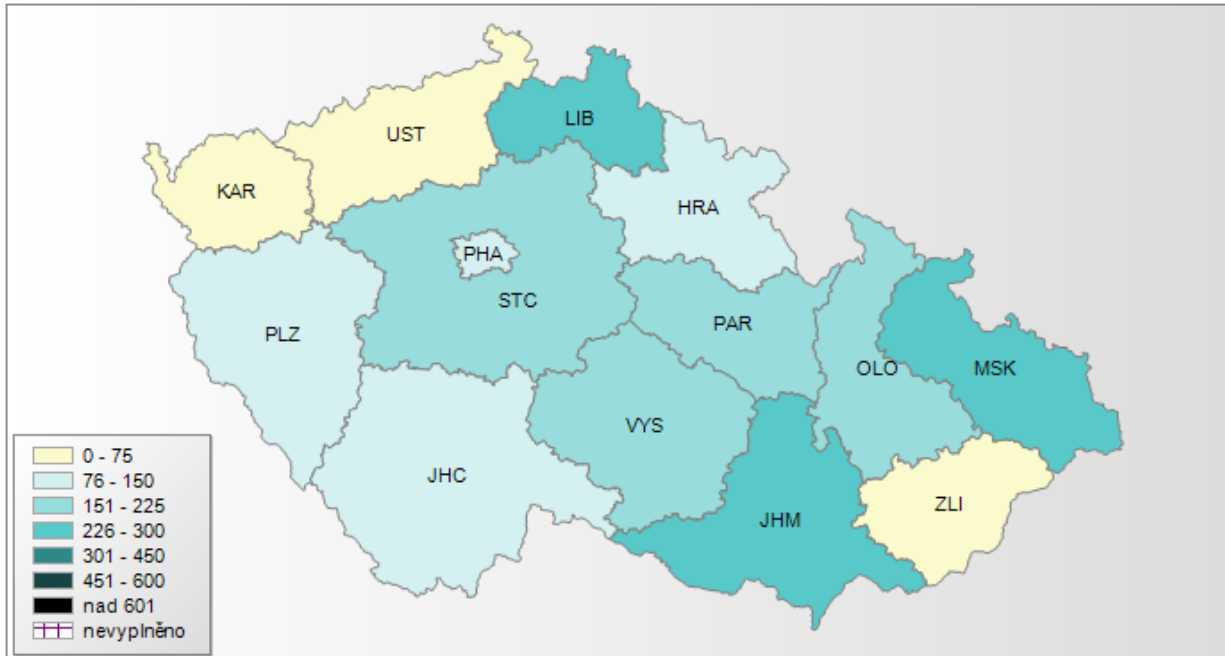


Nemocnost ARI pro kraje ČR 4/2024 (morbidity by region), rok: 2024, týden: 4, věková skup.: Celkem



Relativní nemocnost na 100000 obyvatel  
ARI  
týden 4/2024  
věková skupina Celkem

Nemocnost ILI pro kraje ČR 4/2024 (morbidity by region)rok: 2024, týden: 4, věková skup.: Celkem



Relativní nemocnost na 100000 obyvatel  
ILI  
týden 4/2024  
věková skupina Celkem