

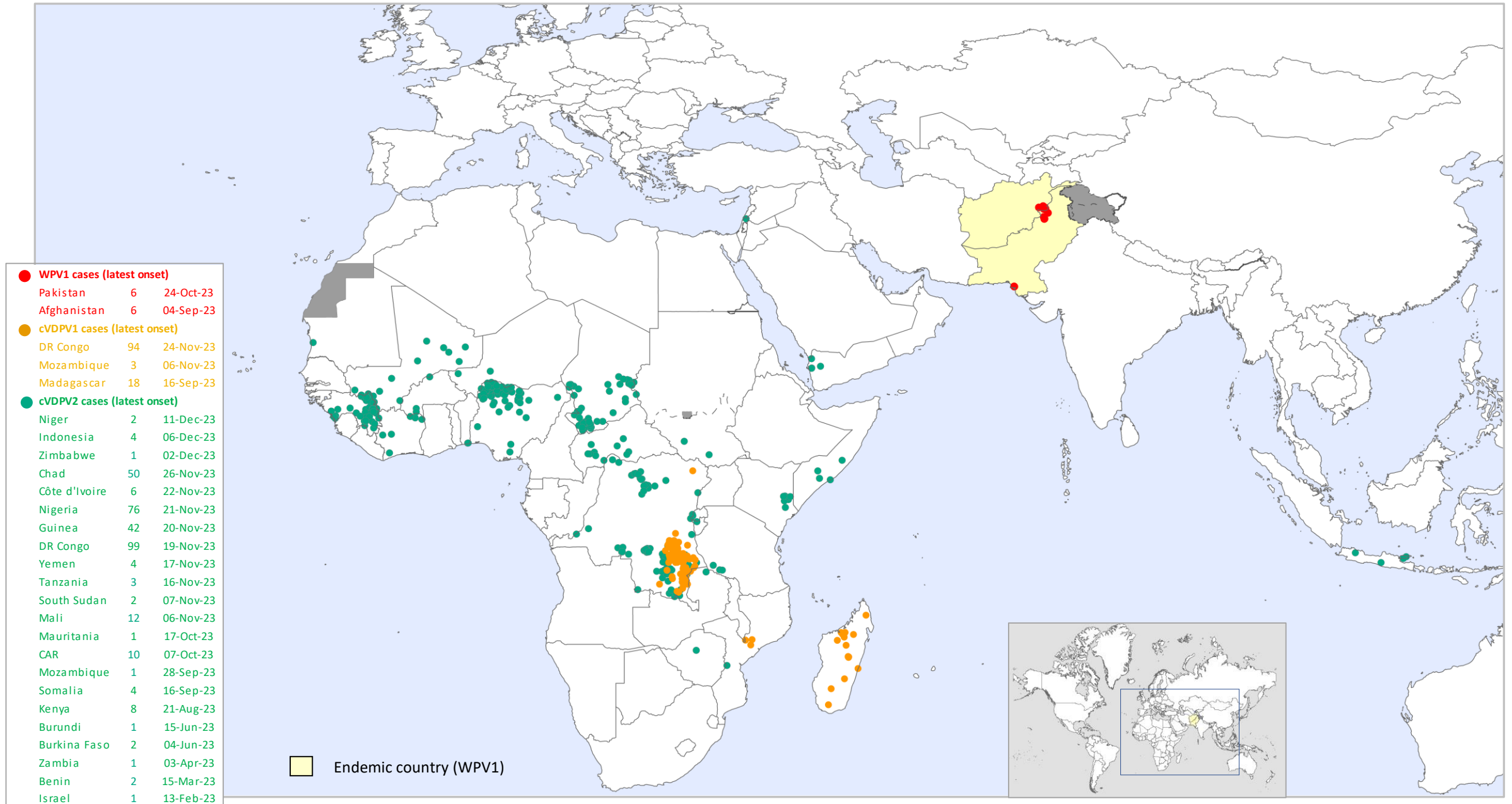
Highlights of New Wild Poliovirus and cVDPV Positives Reported Globally this Week

Country	WPV1			cVDPV1			cVDPV2			cVDPV3			Location State/Province/Governorate
	AFP	ENV	other ¹	AFP	ENV	other ¹	AFP	ENV	other ¹	AFP	ENV	other ¹	
PAKISTAN		30											BALOCHISTAN, KPAKHTUNKHWA, SINDH, PUNJAB
CHAD							1						HADJER LAMIS
CÔTE D'IVOIRE								2					ABIDJAN 1
DR CONGO								1					KINSHASA
EGYPT								2					N. SINAI
NIGERIA							3	6	1				SOKOTO, OYO, ZAMFARA, NIGER, KWARA
ZIMBABWE								3					HARARE

¹contacts of positive AFP cases, community, healthy children

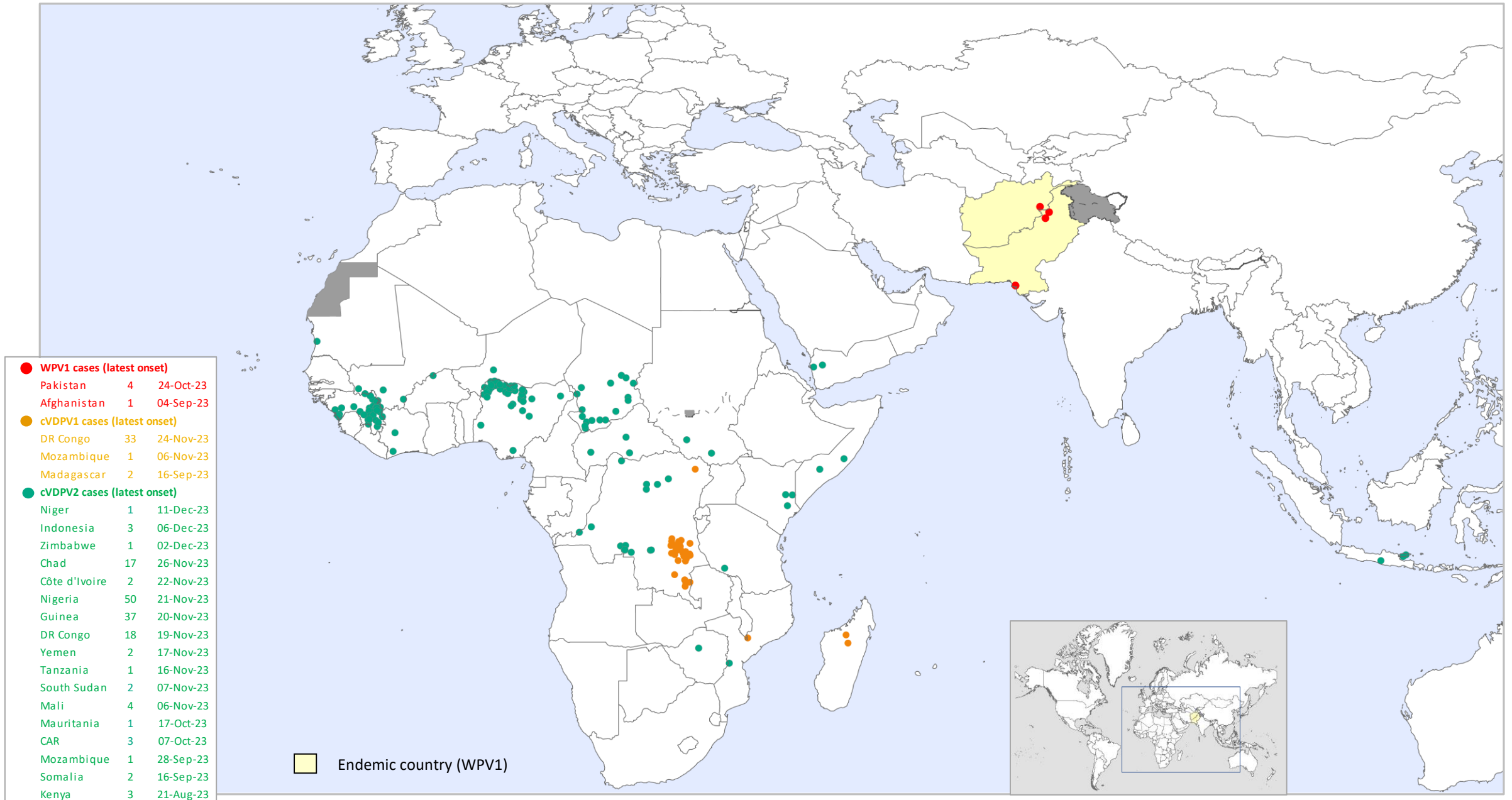
The boundaries and names shown and the designations used in the maps in this document do not imply the expression of any opinion whatsoever on the part of the World Health Organization concerning the legal status of any country, territory, city or area or of its authorities, or concerning the delimitation of its frontiers or boundaries. Dotted lines on maps represent approximate border lines for which there may not yet be full agreement. © WHO 2024. All rights reserved

Global WPV1 & cVDPV Cases¹, Previous 12 Months²



¹Excludes viruses detected from environmental surveillance; ²Onset of paralysis: 07 Feb. 2023 to 06 Feb. 2024

Global WPV1 & cVDPV Cases¹, Previous 6 Months²



¹Excludes viruses detected from environmental surveillance; ²Onset of paralysis: 07 Aug. 2023 to 06 Feb. 2024

Global Wild Poliovirus 2017 - 2024

Country or territory	Wild virus type 1 confirmed cases									Wild virus type 1 reported from other sources ²								
	Full year total						01 Jan-31 Dec ¹		Date of most recent case	Full year total						01 Jan-31 Dec ¹	01 Jan-06 Feb ¹	Date of most recent virus
	2017	2018	2019	2020	2021	2022	2022	2023		2017	2018	2019	2020	2021	2022	2023	2024	
Afghanistan	14	21	29	56	4	2	2	6	04-Sep-23	42	83	60	49	1	22	62	0	23-Dec-23
Pakistan	8	12	147	84	1	20	20	6	24-Oct-23	110	141	405	455	65	43	125	28	20-Dec-23
Mozambique	0	0	0	0	0	8	8	0	10-Aug-22									
Malawi	0	0	0	0	1	0	0	0	19-Nov-21									
Iran	0	0	0	0	0	0	0	0	NA			3						20-May-19
Total (Type 1)	22	33	176	140	6	30	30	12		152	224	468	504	66	65	187	28	
Tot. in endemic countries	22	33	176	140	5	22	22	12										
Tot. in non-end countries	0	0	0	0	1	8	8	0										
No. of countries (infected)	2	2	2	2	3	3	3	2										
No. of countries (endemic)	2	3	3	3	2	2	2	2										
Total Female	7	18	72	59	2	10	10	4										
Total Male	15	15	104	81	4	20	20	8										

Countries in yellow are endemic. ¹Data reported to WHO HQ on 07 Feb for 2023 data and 06 Feb. for 2024 data.

²Wild viruses from environmental samples, selected contacts, healthy children and other sources. Last WPV type 3 had its onset on 10 November 2012.

Global Circulating Vaccine-derived Poliovirus (cVDPV)^{1,2,3}

	Country	AFP cases (Paralysis onset between 2020-2023)					Other sources (Human) ² (Collection between 2020-2023)					Other sources (Environment) (Collection between 2020-2023)				
		2020	2021	2022	2023	Onset of most recent case	2020	2021	2022	2023	most recent collection date	2020	2021	2022	2023	most recent collection date
cVDPV ¹	DR Congo			150 ³	105 ³	24-Nov-23			6		09-Oct-22					
	Madagascar	2	14	16	24	16-Sep-23		25	11	7	20-Jun-23		31	147	91	31-Jul-23
	Mozambique	1		22	4	11-Sep-23			1		25-Oct-22					
	Malawi			4		01-Dec-22			1		19-Sep-22					
	Congo			1		15-Oct-22										
	Yemen	31	3			27-Mar-21					07-Jul-19					
	Malaysia	1				14-Jan-20						9				13-Mar-20
	Total type 1	35	17	193	133		0	25	19	7		9	31	147	91	
cVDPV ²	Egypt				1	02-Dec-23						1	12	6	10	30-Dec-23
	Zimbabwe					13-Dec-22									17	27-Dec-23
	Algeria			3		07-Nov-23			2	3	05-Jan-23			18	24	25-Dec-23
	South Sudan	50	9		2	21-Nov-23	19	5		3	21-Dec-23					01-Dec-20
	Niger	10	18	16	2	11-Dec-23	2	1	3	3	19-May-22	9		14	3	11-Dec-23
	Mozambique		2	4	1	22-Nov-23				3	08-Dec-23					
	Indonesia			1	6	06-Dec-23			3	7	01-Jan-23				1	07-Dec-23
	Congo	2	2			10-Feb-21	2				12-Oct-20	1	3		2	07-Dec-23
	Côte d'Ivoire	64			6	12-Nov-23	25			16	23-a0	95		3	33	05-Dec-23
	Benin	3	3	13	3	15-Mar-23		2	1		01-Jun-22	5	1	9	4	05-Dec-23
	Angola	3				09-Feb-20					31-Oct-19				1	05-Dec-23
	Nigeria	8	418	48	77	21-Nov-23	8	204	28	33	13-Nov-23	5	303	82	72	01-Dec-23
	Sudan	58		1		31-Oct-22	11				01-Oct-20	14		1	4	30-Nov-23
	Chad	101		44	54	26-Nov-23	17		4	6	21-Jun-23	3	1	7	3	10-Aug-23
	Guinea	44	6		42	20-Nov-23	1			10	21-Nov-23	1	2		8	07-Nov-23
	Tanzania				3	16-Nov-23				6	12-Aug-23				6	20-Nov-23
	DR Congo	81	28	372 ³	118 ³	19-Nov-23	95	6	30	10	17-Oct-23	1	3	10	36	07-Nov-23
	Yemen		66	162	4	17-Nov-23		17	33	1	11-Jun-23		13	26	10	25-Sep-23
	Mali	52		2	12	06-Nov-23	3				15-Aug-20	4			6	24-Oct-23
	Senegal		17			27-Oct-21					17-Nov-21	1	14	1	1	06-Nov-23
	Mauritania				1	17-Oct-23			4		19-Jul-21		7		2	18-Oct-23
	Kenya				8	21-Aug-23	1	2		6	17-Oct-23	1	1		8	29-Sep-23
	Central African Republic	4		6	14	07-Oct-23	1			15	14-Jun-23	2	1	8	1	19-May-23
	Cameroon	7	3	3		22-Dec-22	4	3			29-Oct-21	9	1		13	28-Sep-23
	Somalia	14	1	5	5	16-Sep-23	13		4	3	03-Aug-23	26	1	4	9	21-Sep-23
	Botswana													5	5	25-Jul-23
	Burundi			1	1	15-Jun-23				2				7	13	13-Jun-23
	Zambia				1	03-Apr-23				4	25-May-23			3	2	06-Jun-23
	Burkina Faso	68	2		2	04-Jun-23	12				19-Sep-20		1			28-Dec-21
	Israel				1	13-Feb-23								55		24-Oct-22
	Malawi														1	02-Jan-23
	United Kingdom													6		08-Nov-22
	United States of America			1		20-Jun-22								30		20-Oct-22
	Ghana	12		3		14-Sep-22	10		4		01-Jun-22	20		19		04-Oct-22
	Togo	9		2		30-Sep-22	9				09-Jul-20			2		06-Sep-22
	Canada													2		08-Sep-22
	Djibouti												7	11		22-May-22
	Ethiopia	37	10	1		01-Apr-22	7				13-Oct-20	4				28-Dec-20
	Eritrea		1	1		02-Mar-22										
	Ukraine		2			24-Dec-21		18			09-Oct-21					
Uganda													2		02-Nov-21	
Gambia													9		09-Sep-21	
Pakistan	135	8			23-Apr-21	2				11-Nov-20	135	35			13-Aug-21	
Guinea-Bissau		3			15-Jul-21			1		26-Jul-21						
Tajikistan	1	35			25-Jul-21			22		24-May-21			17		22-Mar-21	
Afghanistan	308	43			09-Jul-21	36	2			03-May-21	175	40			23-Jun-21	
Sierra Leone	10	5			28-Feb-21	6	8			19-Mar-21		9			01-Jun-21	
Liberia		3			28-May-21	2	5			21-Jan-21	7	14			20-Apr-21	
Iran											3	1			20-Feb-21	
Malaysia											5				04-Feb-20	
Philippines	1				15-Jan-20					23-Nov-19	4				16-Jan-20	
Total type 2	1082	685	689	364		286	334	114	126		537	498	329	295		
cVDPV ³	Israel			1		12-Feb-22			3		24-Mar-22	1	5	25		15-Mar-22
	Occupied Palestinian Terr.												7	9		12-Mar-22
	China						1				22-Jul-20		1			25-Jan-21
Total type 3	0	0	1	0		1	0	3	0		1	13	34	0		
Gender	Female (all sero type)	493	297	376	203											
	Male (all sero type)	610	400	497	286											
	Gender Unknown	10	3	4	6											

¹For cVDPV definition see http://polioeradication.org/wp-content/uploads/2016/09/Reporting-and-Classification-of-VDPVs_Aug2016_EN.pdf. ² Include contact, healthy and community samples. ³cVDPV1 and cVDPV2 isolated from **seven children (5 in 2022 and 2 in 2023)**

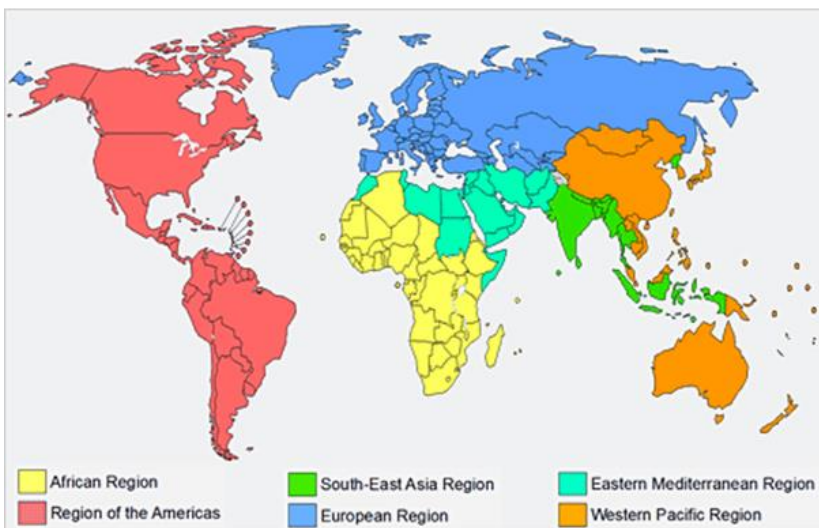
Global Surveillance Indicators: Year to Date Comparison

2022 & 2023: 01 Jan. to 31 Dec. 2023*

WHO region	AFP cases		Wild poliovirus cases		cVDPV cases		Polio compatibles		Pending final classification		
	2022	2023	2022	2023	2022	2023	2022	2023	Total		>90 days
									2022	2023	2023
African	32,869	36,559	8	0	534	479	58	99	2,769	2,301	1,432
Central	7,410	8,098	0	0	415	290	13	38	566	552	314
South/East	8,646	9,567	8	0	42	43	28	40	1,010	1,073	704
West	16,813	18,894	0	0	77	146	17	21	1,193	676	414
American	1,997	2,039	0	0	1	0	1	0	319	283	214
Eastern Mediterranean	31,007	32,727	22	12	166	9	2	0	906	1,219	490
European	1,419	1,289	0	0	1	1	0	0	204	259	209
South East Asian	34,414	34,384	0	0	1	6	4	1	2,581	2,418	1,393
Western Pacific	5,737	6,608	0	0	0	0	0	0	2,535	3,585	3,434
Global	107,443	113,606	30	12	703	495	65	100	9,314	10,065	7,172

¹cVDPV includes all three serotypes 1, 2 and 3. Please refer to slide 5 for the distribution of cases by serotype.

WHO Regions



For data at country, regional and global levels from 2000 onwards, see the WHO website at <https://extranet.who.int/polis/public/CaseCount.aspx>

*Data for 2022 as of 07 Feb. 2023 and for 2023 as of 06 Feb. 2024