

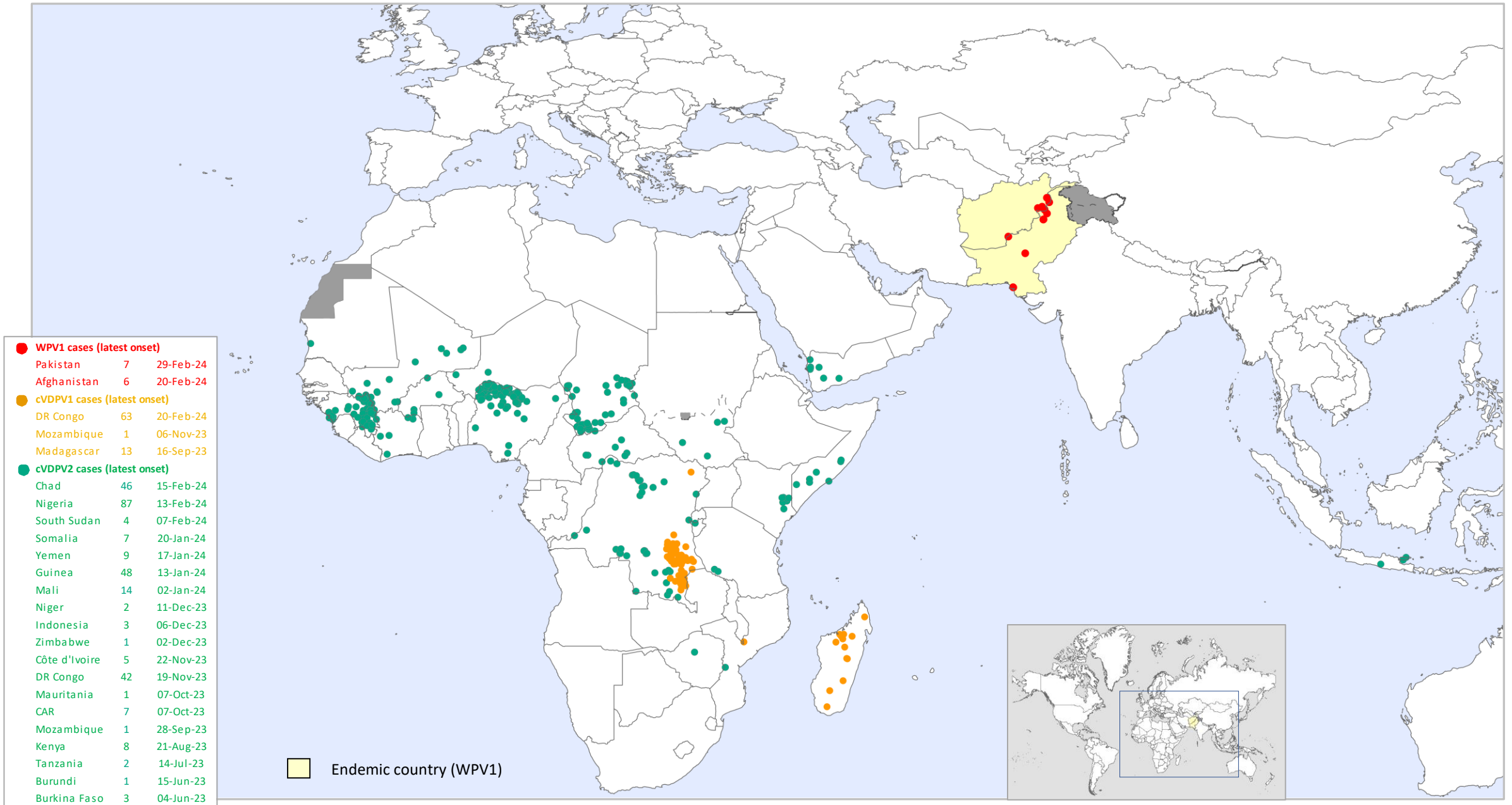
Highlights of New Wild Poliovirus and cVDPV Positives Reported Globally this Week

Country	WPV1			cVDPV1			cVDPV2			cVDPV3			Location State/Province/Governorate
	AFP	ENV	other ¹	AFP	ENV	other ¹	AFP	ENV	other ¹	AFP	ENV	other ¹	
CHAD							1						MANDOUL
DR CONGO				1									HAUT KATANGA
KENYA									1				GARISSA
NIGERIA							1						KEBBI

¹contacts of positive AFP cases, community, healthy children

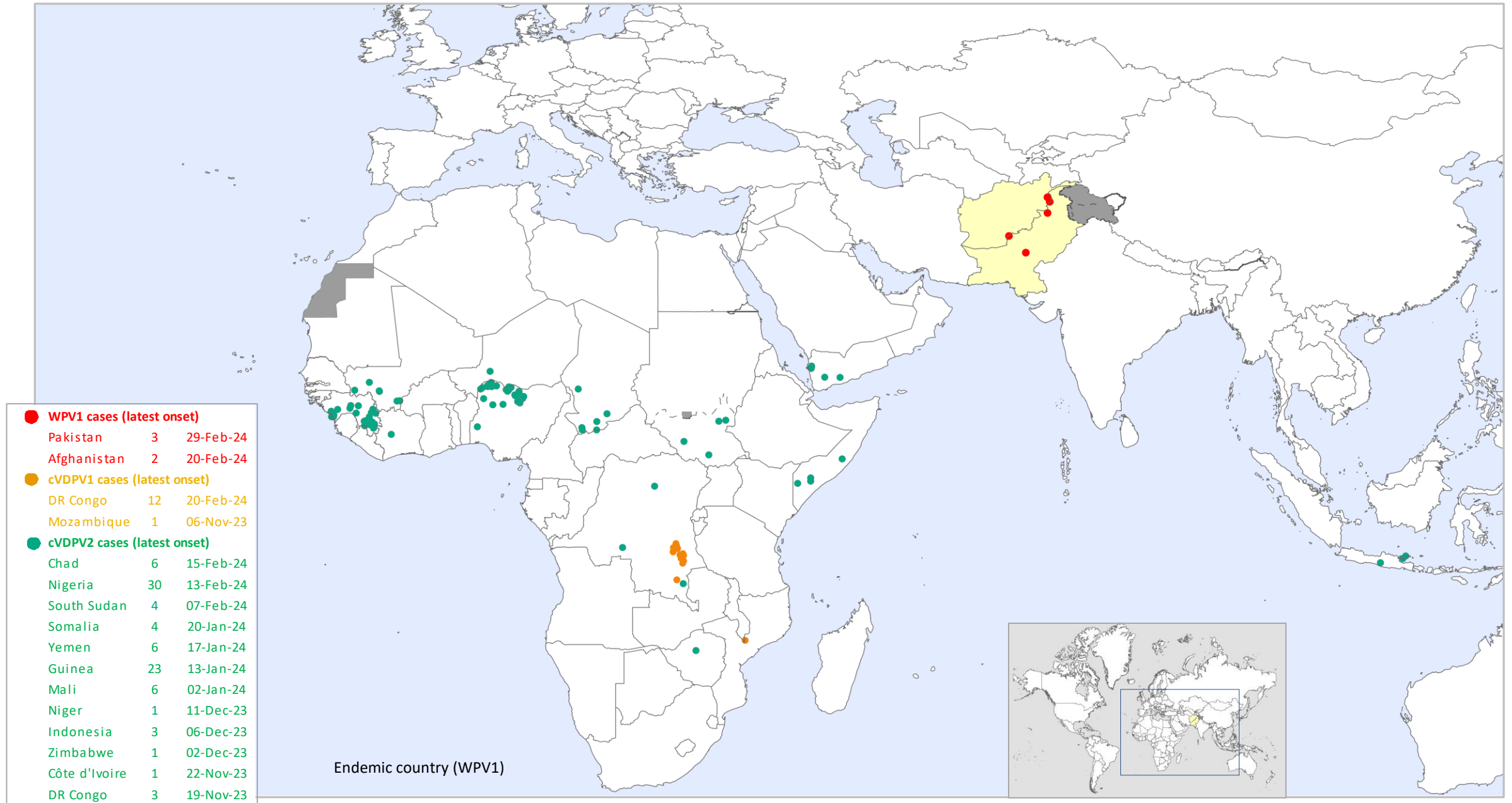
The boundaries and names shown and the designations used in the maps in this document do not imply the expression of any opinion whatsoever on the part of the World Health Organization concerning the legal status of any country, territory, city or area or of its authorities, or concerning the delimitation of its frontiers or boundaries. Dotted lines on maps represent approximate border lines for which there may not yet be full agreement. © WHO 2024. All rights reserved

Global WPV1 & cVDPV Cases¹, Previous 12 Months²



¹Excludes viruses detected from environmental surveillance; ²Onset of paralysis: 17 Apr. 2023 to 16 Apr. 2024

Global WPV1 & cVDPV Cases¹, Previous 6 Months²



¹Excludes viruses detected from environmental surveillance; ²Onset of paralysis: 17 Oct. 2023 to 16 Apr. 2024

Global Wild Poliovirus 2018 - 2024

Country or territory	Wild virus type 1 confirmed cases									Wild virus type 1 reported from other sources ²							
	Full year total						01 Jan-16 Apr ¹		Date of most recent case	Full year total						01 Jan-16 Apr	Date of most recent virus
	2018	2019	2020	2021	2022	2023	2023	2024		2018	2019	2020	2021	2022	2023		
Pakistan	12	147	84	1	20	6	1	2	29-Feb-24	141	405	455	65	43	125	95	19-Mar-24
Afghanistan	21	29	56	4	2	6	0	2	20-Feb-24	83	60	49	1	22	62	15	22-Feb-24
Mozambique	0	0	0	0	8	0	0	0	10-Aug-22								
Malawi	0	0	0	1	0	0	0	0	19-Nov-21								
Iran	0	0	0	0	0	0	0	0	NA		3						20-May-19
Total (Type 1)	33	176	140	6	30	12	1	4		224	468	504	66	65	187	110	
Tot. in endemic countries	33	176	140	5	22	12	1	4									
Tot. in non-end countries	0	0	0	1	8	0	0	0									
No. of countries (infected)	2	2	2	3	3	2	0	0									
No. of countries (endemic)	3	3	3	2	2	2	2	2									
Total Female	18	72	59	2	10	4	0	2									
Total Male	15	104	81	4	20	8	1	2									

Countries in yellow are endemic. ¹Data reported to WHO HQ on week 16 in 2023 and 2024.

²Wild viruses from environmental samples, selected contacts, healthy children and other sources.

Global Circulating Vaccine-derived Poliovirus (cVDPV)^{1,2,3}

¹For cVDPV definition see http://polioeradication.org/wp-content/uploads/2016/09/Reporting-and-Classification-of-VDPVs_Aug2016_EN.pdf. ² Include contact, healthy and community samples. ³cVDPV1 and cVDPV2 isolated from four children (3 in 2022 and 1 in 2023)

	Country	AFP cases (Paralysis onset between 2021-2024)					Other sources (Human) ² (Collection between 2021-2024)					Other sources (Environment) (Collection between 2021-2024)				
		2021	2022	2023	2024	Onset of most recent case	2021	2022	2023	2024	most recent collection date	2021	2022	2023	2024	most recent collection date
cVDPV1 ¹	DR Congo		149 ³	106 ³	1	20-Feb-24		6			09-Oct-22					
	Mozambique		22	4		06-Nov-23		1			25-Oct-22					
	Madagascar	14	16	24		16-Sep-23	25	11	7		20-Jun-23	31	152	91		31-Jul-23
	Malawi		4			01-Dec-22		1			19-Sep-22					
	Congo		1			15-Oct-22										
	Yemen	3				27-Mar-21					07-Jul-19					
	Total type 1	17	192	134	1		25	19	7	0		31	152	91	0	
cVDPV2 ¹	Algeria		3			13-Dec-22		2	3		05-Jan-23		18	24	3	27-Feb-24
	Kenya			8		21-Aug-23	2		6	1	21-Feb-24	1		8		29-Sep-23
	Nigeria	419	48	87	8	13-Feb-24	214	28	38	4	16-Feb-24	303	82	80	12	20-Feb-24
	Chad		44	55	1	15-Feb-24		4	6		21-Jun-23	1	7	3	1	09-Feb-24
	Côte d'Ivoire			6		12-Nov-23			16		25-Sep-23		3	41	7	15-Feb-24
	South Sudan	9		3	1	07-Feb-24	5		3		21-Dec-23					01-Dec-20
	Liberia	3				28-May-21	5				21-Jan-21	14			4	06-Feb-24
	Egypt											12	6	11	1	31-Jan-24
	Zimbabwe			1		02-Dec-23			2		12-Nov-23				4	30-Jan-24
	Angola					09-Feb-20					31-Oct-19				2	24-Jan-24
	DR Congo	28	372 ³	117 ³		19-Nov-23	6	30	10		17-Oct-23	3	10	37	1	24-Jan-24
	Guinea	6		47	1	13-Jan-24			10		21-Nov-23	2		19	4	21-Jan-24
	Somalia	1	5	8	1	20-Jan-24		4	3		03-Aug-23	1	4	9		21-Sep-23
	Yemen	56	160	8	1	17-Jan-24	18	33	1		11-Jun-23	13	26	10		25-Sep-23
	Sudan		1			31-Oct-22					01-Oct-20		1	5	1	11-Jan-24
	Sierra Leone	5				28-Feb-21	8				19-Mar-21	9			1	05-Jan-24
	Mali		2	15	1	02-Jan-24					15-Aug-20				6	24-Oct-23
	Niger	18	16	2		11-Dec-23	1	3			19-May-22		14		4	19-Dec-23
	Mauritania			1		17-Oct-23	4				19-Jul-21	7			3	13-Dec-23
	Burkina Faso	2		3		04-Jun-23					19-Sep-20	1		1		12-Dec-23
	Mozambique	2	4	1		22-Nov-23			3		08-Dec-23					
	Congo	2				10-Feb-21					12-Oct-20	3			2	07-Dec-23
	Indonesia		1	6		06-Dec-23		3	7		01-Jan-23				1	07-Dec-23
	Benin	3	13	3		15-Mar-23	2	1			01-Jun-22	1	9		4	05-Dec-23
	Tanzania			2		14-Jul-23			6		12-Aug-23				6	20-Nov-23
	Senegal	14				27-Oct-21	34				17-Nov-21	14	1		1	06-Nov-23
	Central African Republic		6	14		07-Oct-23			15		14-Jun-23	1	8	1		19-May-23
	Cameroon	3	3			22-Dec-22	3				29-Oct-21	1			13	28-Sep-23
	Botswana												5		5	25-Jul-23
	Burundi		1	1		15-Jun-23		2			24-Nov-22				7	13-Jun-23
	Zambia			1		03-Apr-23			4		25-May-23				3	06-Jun-23
	Israel			1		13-Feb-23									55	24-Oct-22
	Malawi														1	02-Jan-23
	United Kingdom													6		08-Nov-22
	United States of America		1			20-Jun-22								30		20-Oct-22
	Ghana		3			14-Sep-22		4			01-Jun-22			19		04-Oct-22
	Togo		2			30-Sep-22					09-Jul-20			2		06-Sep-22
	Canada													2		08-Sep-22
	Djibouti											5	11			22-May-22
	Ethiopia	10	1			01-Apr-22					13-Oct-20					28-Dec-20
	Eritrea	1	1			02-Mar-22										
	Ukraine	2				24-Dec-21	18				09-Oct-21					
	Uganda											2				02-Nov-21
	Gambia											9				09-Sep-21
	Pakistan	8				23-Apr-21					11-Nov-20	35				13-Aug-21
	Guinea-Bissau	3				15-Jul-21	1				26-Jul-21					
	Tajikistan	35				25-Jul-21	22				24-May-21	17				22-Mar-21
Afghanistan	41				09-Jul-21	2				03-May-21	40				23-Jun-21	
Iran											1				20-Feb-21	
Total type 2	671	687	390	14		345	114	133	5		496	329	328	41		
cVDPV3 ¹	Israel		1			12-Feb-22		3			24-Mar-22	5	25			15-Mar-22
	Occupied Palestinian Terr.											7	9			12-Mar-22
	China											1				25-Jan-21
Total type 3	0	1	0	0		0	3	0	0		13	34	0	0		
Gender	Female (all sero type)	294	374	221	10											
	Male (all sero type)	391	499	296	5											
	Gender Unknown	3	4	6												

Environmental surveillance for poliovirus in selected sewage sites established and working

Changes from previous week

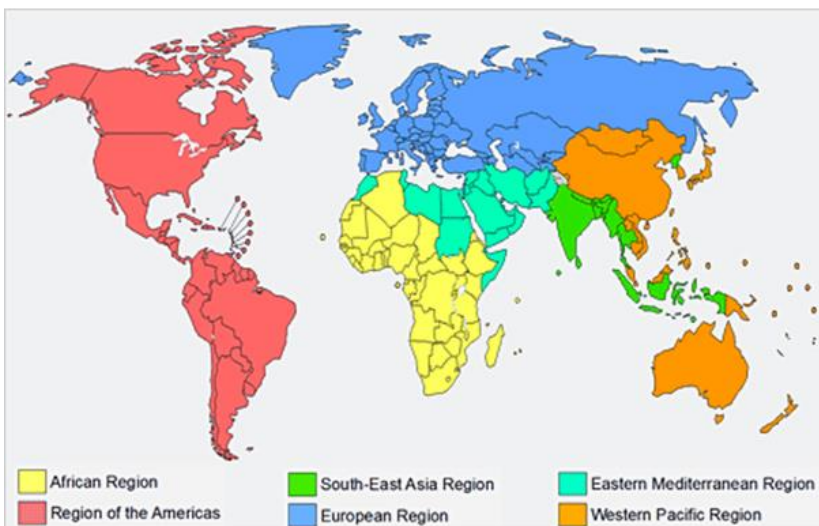
Global Surveillance Indicators: Year to Date Comparison

2023 & 2024: 01 Jan. to 16 Apr. 2024*

WHO Region	AFP cases		Wild poliovirus cases		cVDPV ¹ cases		Polio compatibles		Pending final classification		
									Total		> 90 days
	2023	2024	2023	2024	2023	2024	2023	2024	2023	2024	2024
African	6,416	8,036	0	0	45	13	0	3	2,575	1,897	112
Central	1,337	1,178	0	0	34	2	0	0	470	326	27
South/East	1,568	1,997	0	0	8	1	0	1	848	561	44
West	3,511	4,861	0	0	3	10	0	2	1,257	1,010	41
American	225	423	0	0	0	0	0	0	72	176	20
Eastern Mediterranean	7,907	7,513	1	4	1	2	0	0	1,678	1,982	150
European	359	344	0	0	1	0	0	0	206	236	23
South East Asian	7,149	8,290	0	0	3	0	0	0	1,788	1,776	110
Western Pacific	1,028	937	0	0	0	0	0	0	908	867	275
Global	23,084	25,543	1	4	50	15	0	3	7,227	6,934	690

¹cVDPV includes all three serotypes 1, 2 and 3. Please refer to slide 5 for the distribution of cases by serotype.

WHO Regions



For data at country, regional and global levels from 2000 onwards, see the WHO website at <https://extranet.who.int/polis/public/CaseCount.aspx>

*Data reported to WHO/HQ on week 16 in 2023 and 2024