

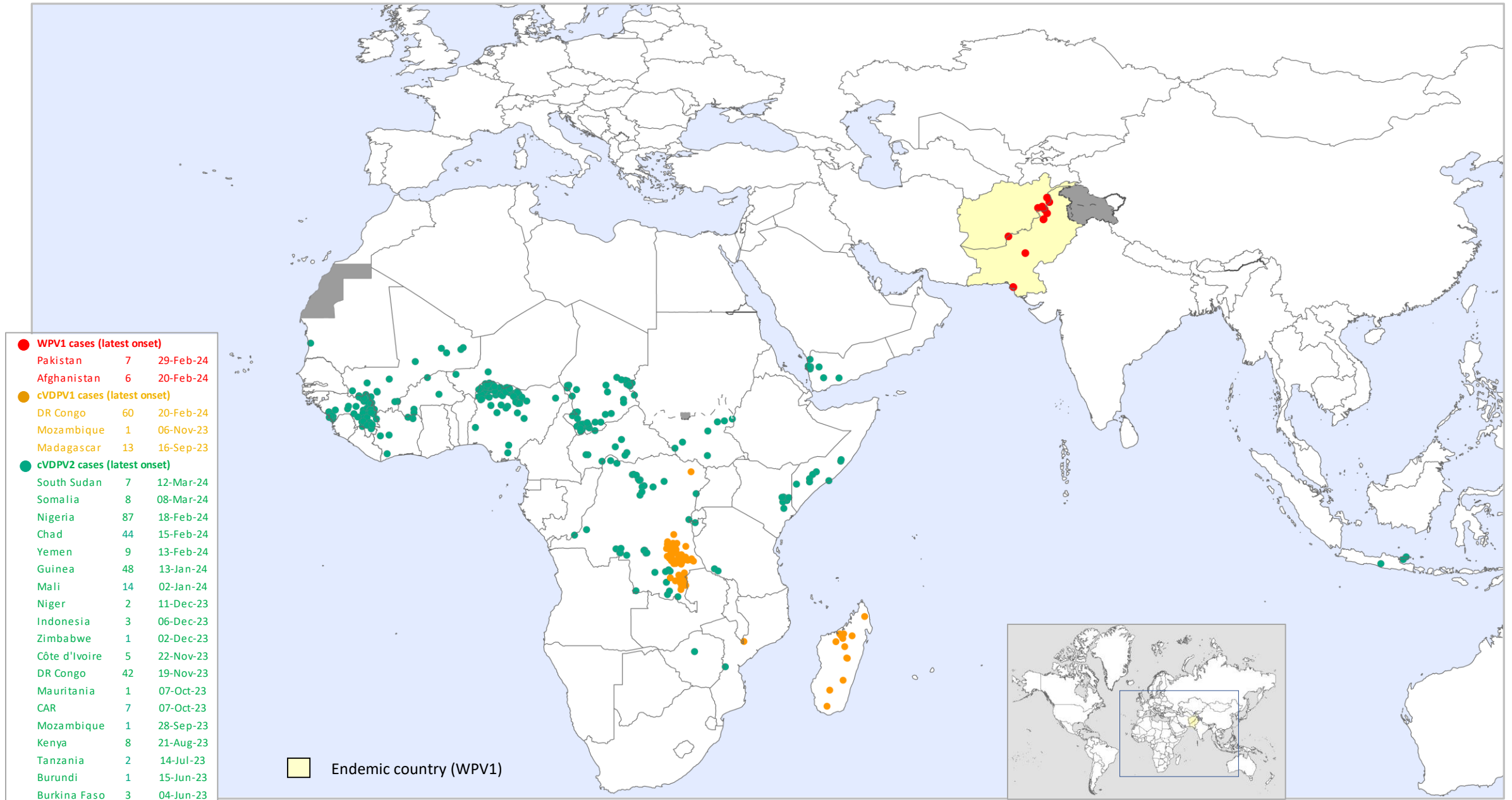
# Highlights of New Wild Poliovirus and cVDPV Positives Reported Globally this Week

Country	WPV1			cVDPV1			cVDPV2			cVDPV3			Location State/Province/Governorate
	AFP	ENV	other <sup>1</sup>	AFP	ENV	other <sup>1</sup>	AFP	ENV	other <sup>1</sup>	AFP	ENV	other <sup>1</sup>	
AFGHANISTAN		10											KANDAHAR, URUZGAN, PAKTYA, HILMAND, LAGHMAN, NANGARHAR
PAKISTAN		2											BALUCHISTAN, SINDH
ANGOLA								1					LUNDA NORTE
NIGERIA							2		3				KANO, KATSINA
SOMALIA							1		3				BAY
SOUTH SUDAN							3						UPPER NILE, WESTERN EQUATORIA, JONGLEI
YEMEN							1	8					ALHUDAIDAH, SANAA CITY
ZIMBABWE								1					HARARE

<sup>1</sup>contacts of positive AFP cases, community, healthy children

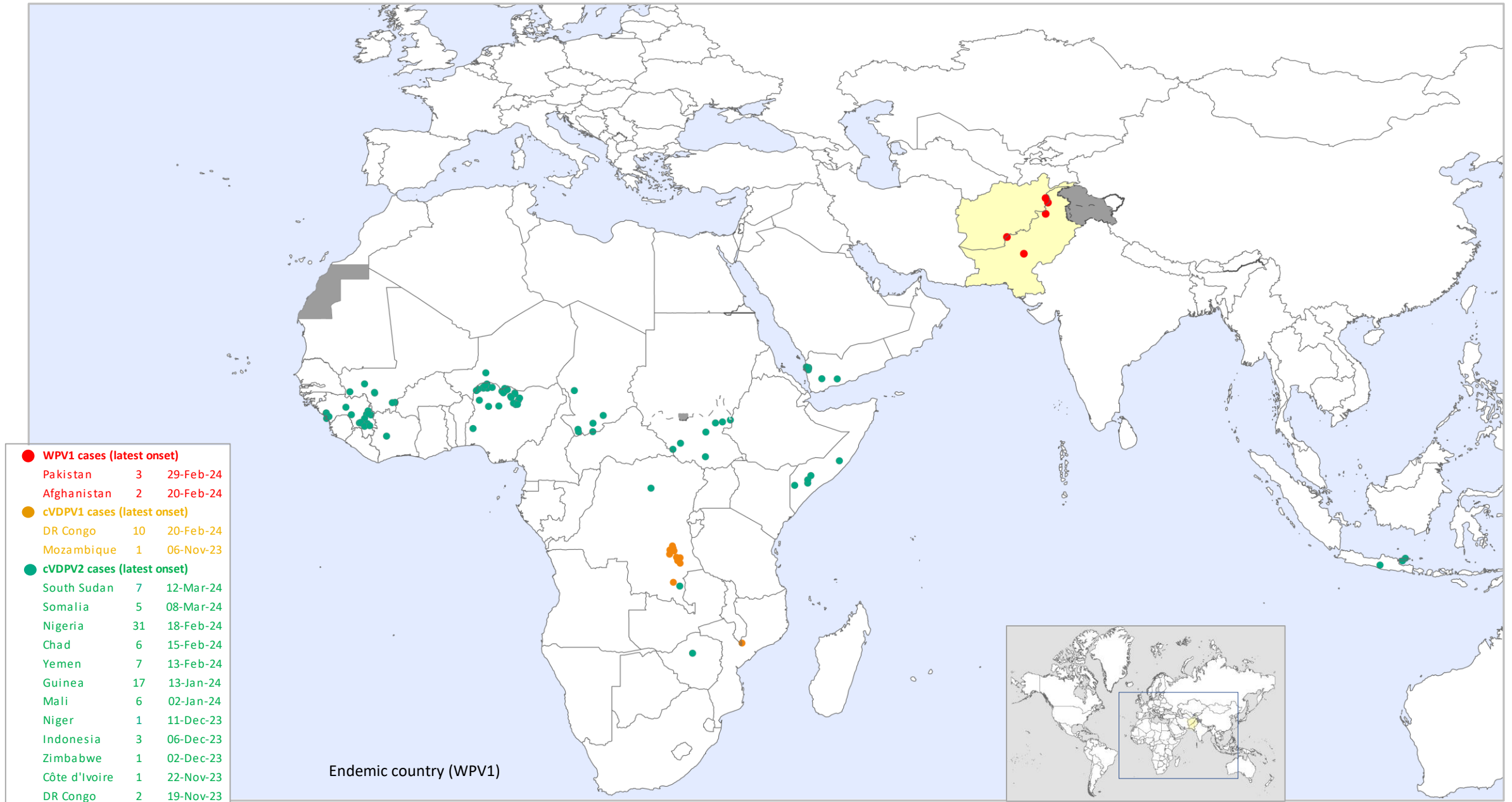
The boundaries and names shown and the designations used in the maps in this document do not imply the expression of any opinion whatsoever on the part of the World Health Organization concerning the legal status of any country, territory, city or area or of its authorities, or concerning the delimitation of its frontiers or boundaries. Dotted lines on maps represent approximate border lines for which there may not yet be full agreement. © WHO 2024. All rights reserved

# Global WPV1 & cVDPV Cases<sup>1</sup>, Previous 12 Months<sup>2</sup>



<sup>1</sup>Excludes viruses detected from environmental surveillance; <sup>2</sup>Onset of paralysis: 24 Apr. 2023 to 23 Apr. 2024

# Global WPV1 & cVDPV Cases<sup>1</sup>, Previous 6 Months<sup>2</sup>



<sup>1</sup>Excludes viruses detected from environmental surveillance; <sup>2</sup>Onset of paralysis: 24 Oct. 2023 to 23 Apr. 2024

# Global Wild Poliovirus 2018 - 2024

Country or territory	Wild virus type 1 confirmed cases									Wild virus type 1 reported from other sources <sup>2</sup>							
	Full year total						01 Jan-23 Apr <sup>1</sup>		Date of most recent case	Full year total						01 Jan-23 Apr	Date of most recent virus
	2018	2019	2020	2021	2022	2023	2023	2024		2018	2019	2020	2021	2022	2023	2024	
Pakistan	12	147	84	1	20	6	1	2	29-Feb-24	141	405	455	65	43	125	97	01-Apr-24
Afghanistan	21	29	56	4	2	6	0	2	20-Feb-24	83	60	49	1	22	62	25	24-Mar-24
Mozambique	0	0	0	0	8	0	0	0	10-Aug-22								
Malawi	0	0	0	1	0	0	0	0	19-Nov-21								
Iran	0	0	0	0	0	0	0	0	NA		3						20-May-19
<b>Total (Type 1)</b>	<b>33</b>	<b>176</b>	<b>140</b>	<b>6</b>	<b>30</b>	<b>12</b>	<b>1</b>	<b>4</b>		<b>224</b>	<b>468</b>	<b>504</b>	<b>66</b>	<b>65</b>	<b>187</b>	<b>122</b>	
Tot. in endemic countries	33	176	140	5	22	12	1	4									
Tot. in non-end countries	0	0	0	1	8	0	0	0									
No. of countries (infected)	2	2	2	3	3	2	0	0									
No. of countries (endemic)	3	3	3	2	2	2	2	2									
Total Female	18	72	59	2	10	4	0	2									
Total Male	15	104	81	4	20	8	1	2									

Countries in yellow are endemic. <sup>1</sup>Data reported to WHO HQ on week 17 in 2023 and 2024.

<sup>2</sup>Wild viruses from environmental samples, selected contacts, healthy children and other sources.

# Global Circulating Vaccine-derived Poliovirus (cVDPV)<sup>1,2,3</sup>

	Country	AFP cases (Paralysis onset between 2021-2024)					Other sources (Human) <sup>2</sup> (Collection between 2021-2024)					Other sources (Environment) (Collection between 2021-2024)				
		2021	2022	2023	2024	Onset of most recent case	2021	2022	2023	2024	most recent collection date	2021	2022	2023	2024	most recent collection date
cVDPV1 <sup>1</sup>	DR Congo		149 <sup>3</sup>	106 <sup>3</sup>	1	20-Feb-24		6			09-Oct-22					
	Mozambique		22	4		06-Nov-23		1			25-Oct-22					
	Madagascar	14	16	24		16-Sep-23	25	11	7		20-Jun-23	31	154	91		31-Jul-23
	Malawi		4			01-Dec-22		1			19-Sep-22					
	Congo		1			15-Oct-22										
	Yemen	3				27-Mar-21					07-Jul-19					
	<b>Total type 1</b>	<b>17</b>	<b>192</b>	<b>134</b>	<b>1</b>		<b>25</b>	<b>19</b>	<b>7</b>	<b>0</b>		<b>31</b>	<b>154</b>	<b>91</b>	<b>0</b>	
cVDPV2 <sup>1</sup>	South Sudan	9		3	4	12-Mar-24	5		3		21-Dec-23					21-Sep-23
	Somalia	1	5	8	2	08-Mar-24		4	3	3	12-Mar-24	1	4	9		05-Mar-24
	Zimbabwe			1		02-Dec-23			2		12-Nov-23			17	5	27-Feb-24
	Algeria		3			13-Dec-22		2	3		05-Jan-23		18	24	3	29-Sep-23
	Kenya			8		21-Aug-23	2		6	1	21-Feb-24	1		8		21-Feb-24
	Angola					09-Feb-20					31-Oct-19			1	3	20-Feb-24
	Nigeria	419	48	87	10	18-Feb-24	214	28	38	7	20-Feb-24	303	82	80	12	09-Feb-24
	Chad		44	55	1	15-Feb-24		4	6		21-Jun-23	1	7	3	1	15-Feb-24
	Côte d'Ivoire			6		12-Nov-23			16		25-Sep-23		3	41	7	29-Jan-24
	Yemen	56	160	8	2	13-Feb-24	18	33	1		11-Jun-23	13	26	16	2	06-Feb-24
	Liberia	3				28-May-21	5				21-Jan-21	14			4	31-Jan-24
	Egypt											12	6	11	1	24-Jan-24
	DR Congo	28	372 <sup>3</sup>	117 <sup>3</sup>		19-Nov-23	6	30	10		17-Oct-23	3	10	37	1	21-Jan-24
	Guinea	6		47	1	13-Jan-24			10		21-Nov-23	2		19	4	11-Jan-24
	Sudan		1			31-Oct-22					01-Oct-20		1	5	1	05-Jan-24
	Sierra Leone	5				28-Feb-21	8				19-Mar-21	9			1	24-Oct-23
	Mali		2	15	1	02-Jan-24					15-Aug-20			6		19-Dec-23
	Niger	18	16	2		11-Dec-23	1	3			19-May-22		14	4		13-Dec-23
	Mauritania			1		17-Oct-23	4				19-Jul-21	7		3		12-Dec-23
	Burkina Faso	2		3		04-Jun-23					19-Sep-20	1		1		07-Dec-23
	Mozambique	2	4	1		22-Nov-23			3		08-Dec-23			2		07-Dec-23
	Congo	2				10-Feb-21					12-Oct-20	3				07-Dec-23
	Indonesia		1	6		06-Dec-23		3	7		01-Jan-23			1		05-Dec-23
	Benin	3	13	3		15-Mar-23	2	1			01-Jun-22	1	9	4		20-Nov-23
	Tanzania			2		14-Jul-23			6		12-Aug-23			6		06-Nov-23
	Senegal	14				27-Oct-21	34				17-Nov-21	14	1	1		19-May-23
	Central African Republic		6	14		07-Oct-23			15		14-Jun-23	1	8	1		28-Sep-23
	Cameroon	3	3			22-Dec-22	3				29-Oct-21	1		13		25-Jul-23
	Botswana												5	5		13-Jun-23
	Burundi		1	1		15-Jun-23		2			24-Nov-22		7	13		06-Jun-23
	Zambia			1		03-Apr-23			4		25-May-23		3	2		24-Oct-22
	Israel			1		13-Feb-23							55			02-Jan-23
	Malawi													1		08-Nov-22
	United Kingdom												6			20-Oct-22
	United States of America		1			20-Jun-22							30			04-Oct-22
	Ghana		3			14-Sep-22		4			01-Jun-22		19			06-Sep-22
	Togo		2			30-Sep-22							2			08-Sep-22
	Canada												2			22-May-22
	Djibouti											5	11			
	Ethiopia	10	1			01-Apr-22										
Eritrea	1	1			02-Mar-22											
Ukraine	2				24-Dec-21	18				09-Oct-21						
Uganda											2				02-Nov-21	
Gambia											9				09-Sep-21	
Pakistan	8				23-Apr-21						35				13-Aug-21	
Guinea-Bissau	3				15-Jul-21	1				26-Jul-21					22-Mar-21	
Tajikistan	35				25-Jul-21	22				24-May-21	17				23-Jun-21	
Afghanistan	41				09-Jul-21	2				03-May-21	40				20-Feb-21	
Iran											1					
	<b>Total type 2</b>	<b>671</b>	<b>687</b>	<b>390</b>	<b>21</b>		<b>345</b>	<b>114</b>	<b>133</b>	<b>11</b>		<b>496</b>	<b>329</b>	<b>334</b>	<b>45</b>	
cVDPV3 <sup>1</sup>	Israel		1			12-Feb-22		3			24-Mar-22	5	25			15-Mar-22
	Occupied Palestinian Terr.											7	9			12-Mar-22
	China											1				25-Jan-21
	<b>Total type 3</b>	<b>0</b>	<b>1</b>	<b>0</b>	<b>0</b>		<b>0</b>	<b>3</b>	<b>0</b>	<b>0</b>		<b>13</b>	<b>34</b>	<b>0</b>	<b>0</b>	
Gender	Female (all sero type)	294	374	221	13											
	Male (all sero type)	391	499	296	9											
	Gender Unknown	3	4	6												

 Environmental surveillance for poliovirus in selected sewage sites established and working

Changes from previous week

<sup>1</sup>For cVDPV definition see [http://polioeradication.org/wp-content/uploads/2016/09/Reporting-and-Classification-of-VDPVs\\_Aug2016\\_EN.pdf](http://polioeradication.org/wp-content/uploads/2016/09/Reporting-and-Classification-of-VDPVs_Aug2016_EN.pdf). <sup>2</sup> Include contact, healthy and community samples. <sup>3</sup>cVDPV1 and cVDPV2 isolated from four children (3 in 2022 and 1 in 2023)

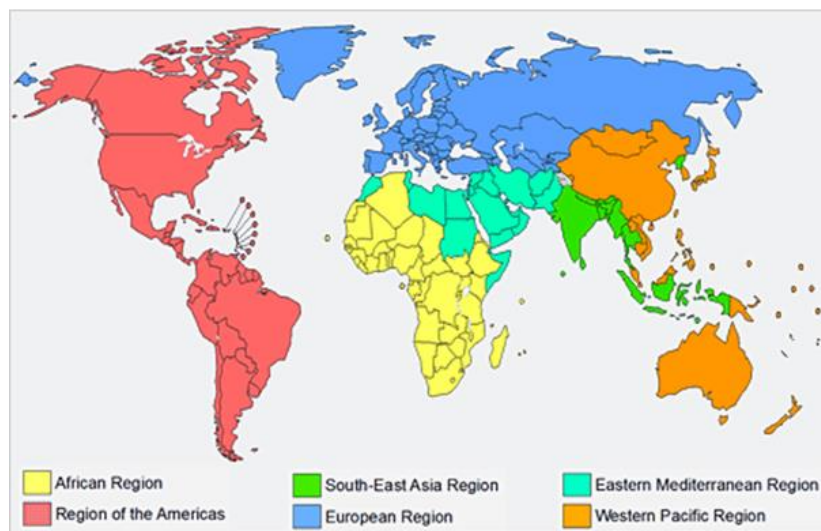
# Global Surveillance Indicators: Year to Date Comparison

## 2023 & 2024: 01 Jan. to 23 Apr. 2024\*

WHO Region	AFP cases		Wild poliovirus cases		cVDPV <sup>1</sup> cases		Polio compatibles		Pending final classification		
									Total		> 90 days
	2023	2024	2023	2024	2023	2024	2023	2024	2023	2024	2024
<b>African</b>	7'087	8'905	0	0	57	18	1	2	2'633	1'981	167
<b>Central</b>	1'488	1'412	0	0	42	2	0	0	486	501	41
<b>South/East</b>	1'711	2'158	0	0	12	4	0	1	817	586	62
<b>West</b>	3'888	5'335	0	0	3	12	1	1	1'330	894	64
<b>American</b>	234	449	0	0	0	0	0	0	76	181	36
<b>Eastern Mediterranean</b>	8'313	8'098	1	4	1	4	0	0	1'695	1'923	182
<b>European</b>	382	370	0	0	1	0	0	0	218	237	29
<b>South East Asian</b>	7'732	8'375	0	0	3	0	0	0	1'980	1'717	150
<b>Western Pacific</b>	1'461	942	0	0	0	0	0	0	1'267	871	378
<b>Global</b>	<b>25'209</b>	<b>27'139</b>	<b>1</b>	<b>4</b>	<b>62</b>	<b>22</b>	<b>1</b>	<b>2</b>	<b>7'869</b>	<b>6'910</b>	<b>942</b>

<sup>1</sup>cVDPV includes all three serotypes 1, 2 and 3. Please refer to slide 5 for the distribution of cases by serotype.

WHO Regions



\*Data reported to WHO/HQ on week 17 in 2023 and 2024