

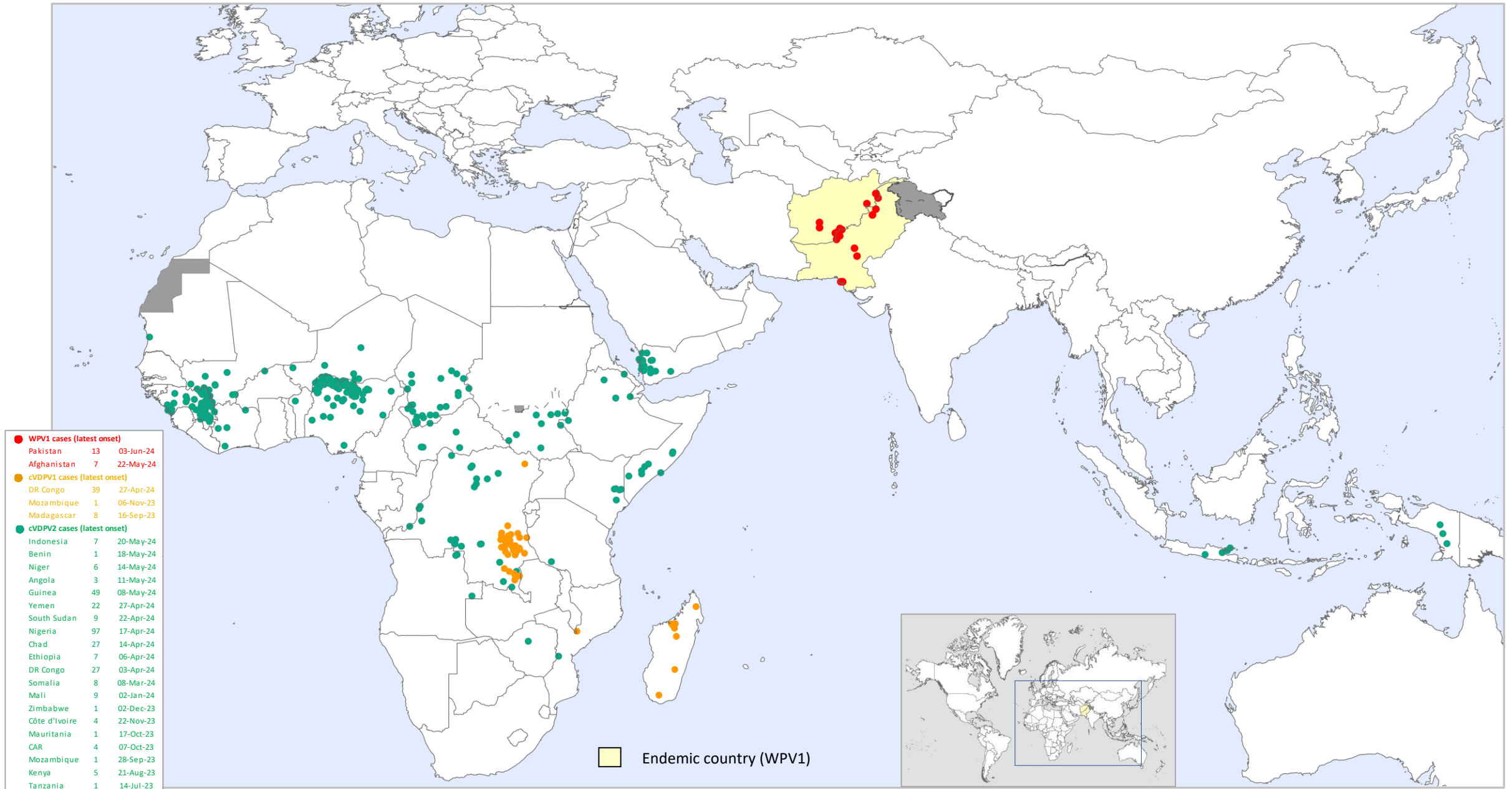
Highlights of New Wild Poliovirus and cVDPV Positives Reported Globally this Week

Country	WPV1			cVDPV1			cVDPV2			cVDPV3			Location State/Province/Governorate
	AFP	ENV	other ¹	AFP	ENV	other ¹	AFP	ENV	other ¹	AFP	ENV	other ¹	
PAKISTAN	3	18											BALUCHISTAN, SINDH, ISLAMABAD, KPAKHTUNKHWA, PUNJAB
ANGOLA							1						MOXICO
BENIN							1						ATACORA
GUINEA							1						MAMOU
INDONESIA							4		8				PAPUA_SELATAN, JAWA_TIMUR, PAPUA_PEGUNUNGAN, PAPUA_TENGAH,
KENYA								1					NAIROBI
NIGER							1	2					ZINDER, DIFFA
SOMALIA								2					BAY, BANADIR

¹contacts of positive AFP cases, community, healthy children

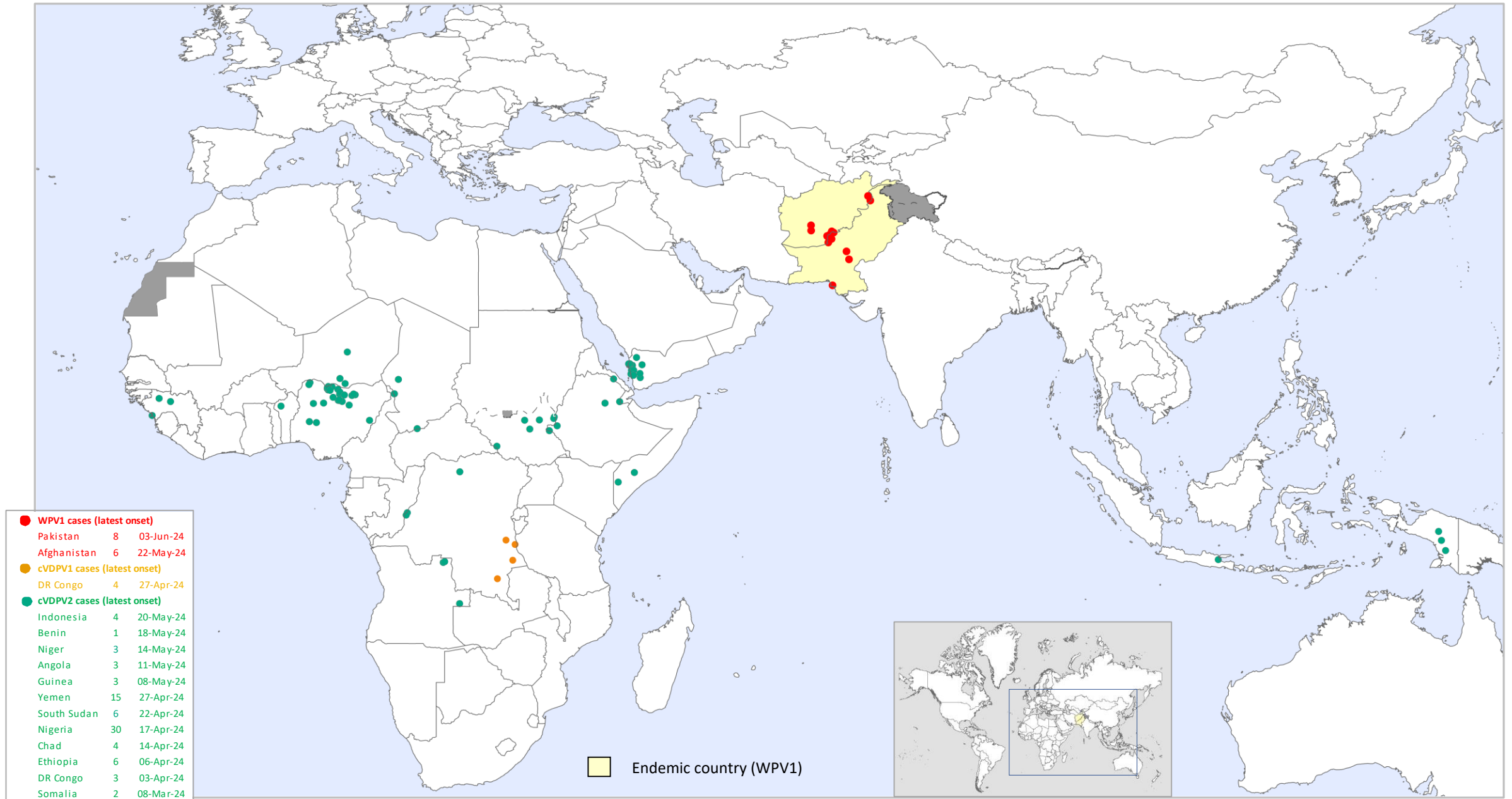
The boundaries and names shown and the designations used in the maps in this document do not imply the expression of any opinion whatsoever on the part of the World Health Organization concerning the legal status of any country, territory, city or area or of its authorities, or concerning the delimitation of its frontiers or boundaries. Dotted lines on maps represent approximate border lines for which there may not yet be full agreement. © WHO 2024. All rights reserved

Global WPV1 & cVDPV Cases¹, Previous 12 Months²



¹Excludes viruses detected from environmental surveillance; ²Onset of paralysis: 03 Jul. 2023 to 02 Jul. 2024

Global WPV1 & cVDPV Cases¹, Previous 6 Months²



¹Excludes viruses detected from environmental surveillance; ²Onset of paralysis: 03 Jan. 2024 to 02 Jul. 2024

Global Wild Poliovirus 2018 - 2024

Country or territory	Wild virus type 1 confirmed cases									Wild virus type 1 reported from other sources ²							
	Full year total						01 Jan-02 Jul ¹		Date of most recent case	Full year total						01 Jan-02 Jul	Date of most recent virus
	2018	2019	2020	2021	2022	2023	2023	2024		2018	2019	2020	2021	2022	2023	2024	
Pakistan	12	147	84	1	20	6	1	8	03-Jun-24	141	405	455	65	43	128	204	11-Jun-24
Afghanistan	21	29	56	4	2	6	5	6	22-May-24	83	60	49	1	22	62	44	21-May-24
Mozambique	0	0	0	0	8	0	0	0	10-Aug-22								
Malawi	0	0	0	1	0	0	0	0	19-Nov-21								
Iran	0	0	0	0	0	0	0	0	NA		3						20-May-19
Total (Type 1)	33	176	140	6	30	12	6	14		224	468	504	66	65	190	248	
Tot. in endemic countries	33	176	140	5	22	12	6	14									
Tot. in non-end countries	0	0	0	1	8	0	0	0									
No. of countries (infected)	2	2	2	3	3	2	2	2									
No. of countries (endemic)	3	3	3	2	2	2	2	2									
Total Female	18	72	59	2	10	4	3	4									
Total Male	15	104	81	4	20	8	3	10									

Countries in yellow are endemic. ¹Data reported to WHO HQ on week 27 in 2023 and 2024.

²Wild viruses from environmental samples, selected contacts, healthy children and other sources.

Global Circulating Vaccine-derived Poliovirus (cVDPV)^{1,2,3}

	Country	AFP cases (Paralysis onset between 2021-2024)					Other sources (Human) ² (Collection between 2021-2024)					Other sources (Environment) (Collection between 2021-2024)				
		2021	2022	2023	2024	Onset of most recent case	2021	2022	2023	2024	most recent collection date	2021	2022	2023	2024	most recent collection date
cVDPV ¹	DR Congo		149 ³	106 ³	4	27-Apr-24		6			09-Oct-22					
	Mozambique		22	4		06-Nov-23		1			25-Oct-22					
	Madagascar	14	16	24		16-Sep-23	26	11	7		20-Jun-23	31	155	92		31-Jul-23
	Malawi		4			01-Dec-22		1			19-Sep-22					
	Congo		1			15-Oct-22										
	Yemen	3				27-Mar-21										
Total type 1		17	192	134	4		26	19	7	0		31	155	92	0	
cVDPV ²	Yemen	56	160	8	15	12-Jun-24	18	33	1	2	09-Mar-24	13	26	16	2	29-Jan-24
	Niger	18	16	3	3	14-May-24	1	3			19-May-22		16	4	5	05-Jun-24
	Indonesia		1	6	4	20-May-24		3	7	8	13-Feb-24			1		07-Dec-23
	Benin	3	13	3	1	18-May-24	2	1			01-Jun-22	1	9	4		05-Dec-23
	Kenya			8		21-Aug-23			6	1	21-Feb-24	1		8	1	15-May-24
	Somalia	1	5	8	2	08-Mar-24		4	3	3	12-Mar-24	1	4	9	3	14-May-24
	Angola				3	11-May-24				1	30-Mar-24			1	4	12-Mar-24
	Guinea	6		47	3	08-May-24			10		17-Mar-24	2		28	5	28-Mar-24
	Uganda											2			1	07-May-24
	South Sudan	9		3	6	22-Apr-24	5		3	4	06-May-24				2	07-May-24
	Zimbabwe			1		02-Dec-23			2		12-Nov-23			17	7	30-Apr-24
	Nigeria	419	48	87	30	17-Apr-24	214	28	38	19	25-Apr-24	303	82	80	14	11-Apr-24
	Chad		44	55	4	14-Apr-24		4	6		21-Jun-23	1	7	3	2	25-Apr-24
	Côte d'Ivoire			6		21-Nov-23			16		25-Sep-23		3	43	17	23-Apr-24
	Senegal	14				27-Oct-21	34				17-Nov-21	14	1	1	3	16-Apr-24
	Liberia	3				28-May-21	5				21-Jan-21	14		2	10	16-Apr-24
	Sierra Leone	5				28-Feb-21	8				19-Mar-21	9			7	16-Apr-24
	Ethiopia	10	1	1	6	06-Apr-24				2	26-Mar-24					
	DR Congo	28	372 ³	118 ³	3	03-Apr-24	6	30	10		17-Oct-23	3	10	37	1	24-Jan-24
	Equatorial Guinea														1	26-Mar-24
	Mozambique	2	4	1		28-Sep-23			3		08-Dec-23				1	05-Mar-24
	Algeria		3			13-Dec-22		2	3		05-Jan-23		18	24	3	27-Feb-24
	Gambia											9			1	15-Feb-24
	Egypt											12	6	11	1	31-Jan-24
	Sudan		1			31-Oct-22							1		1	11-Jan-24
	Mali		2	15	1	02-Jan-24									6	24-Oct-23
	Mauritania			1		17-Oct-23	4				19-Jul-21	7		3	3	13-Dec-23
	Burkina Faso	2		3		04-Jun-23						1		1		12-Dec-23
	Congo	2				10-Feb-21						3		2		07-Dec-23
	Tanzania			2		14-Jul-23			6		12-Aug-23			6		20-Nov-23
	Central African Republic		6	14		07-Oct-23			15		14-Jun-23	1	8	1		19-May-23
	Cameroon	3	3			22-Dec-22	3				29-Oct-21	1		13		28-Sep-23
	Botswana												5	5		25-Jul-23
	Burundi		1			15-Jun-23		2			24-Nov-21		7	13		13-Jun-23
	Zambia			1		03-Apr-23			4		25-May-23		3	2		06-Jun-23
	Israel			1		13-Feb-23							55			24-Oct-22
	Malawi													1		02-Jan-23
	United Kingdom												6			08-Nov-22
	United States of America		1			20-Jun-22							30			20-Oct-22
	Ghana		3			14-Sep-22		4			01-Jun-22		21			04-Oct-22
	Togo		2			30-Sep-22							2			06-Sep-22
	Canada												2			08-Sep-22
	Djibouti											5	11			22-May-22
	Eritrea	1	1			02-Mar-22										
	Ukraine	2				24-Dec-21	18				09-Oct-21					
	Pakistan	8				23-Apr-21						35				13-Aug-21
	Guinea-Bissau	3				15-Jul-21					26-Jul-21					
	Tajikistan	35				25-Jul-21	22				24-May-21	17				22-Mar-21
	Afghanistan	41				09-Jul-21	2				03-May-21	40				23-Jun-21
	Iran											1				20-Feb-21
Total type 2		671	687	393	81		345	114	133	41		496	333	347	92	
cVDPV ³	Israel		1			12-Feb-22		3			24-Mar-22	5	25			15-Mar-22
	Occupied Palestinian Terr.											7	9			12-Mar-22
	China											1				25-Jan-21
Total type 3		0	1	0	0		0	3	0	0		13	34	0	0	
Gender	Female (all sero type)	294	374	221	40											
	Male (all sero type)	391	499	299	45											
	Gender Unknown	3	4	6												

¹For cVDPV definition see http://polioeradication.org/wp-content/uploads/2016/09/Reporting-and-Classification-of-VDPVs_Aug2016_EN.pdf. ² Include contact, healthy and community samples. ³cVDPV1 and cVDPV2 isolated from **four children (3 in 2022 and 1 in 2023)**

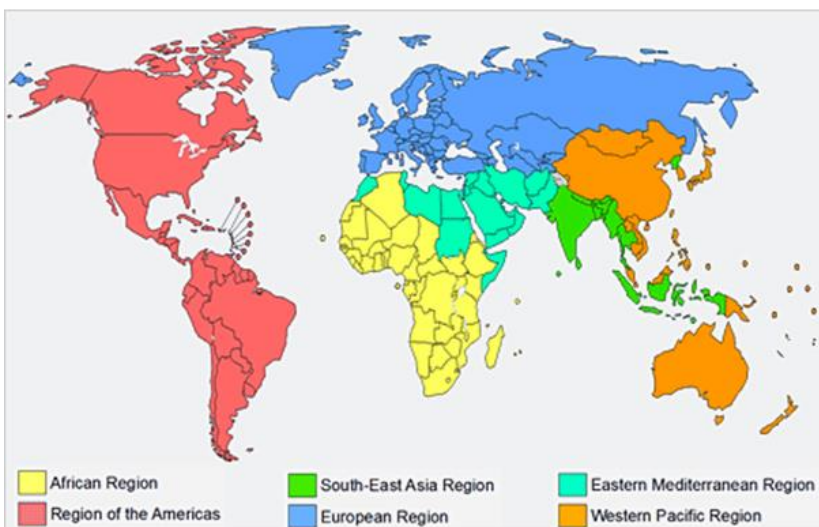
Global Surveillance Indicators: Year to Date Comparison

2023 & 2024: 01 Jan. to 02 Jul. 2024*

WHO Region	AFP cases		Wild poliovirus cases		cVDPV ¹ cases		Polio compatibles		Pending final classification		
	2023	2024	2023	2024	2023	2024	2023	2024	Total		> 90 days
	2023	2024	2023	2024	2023	2024	2023	2024	2023	2024	2024
African	15,102	17,418	0	0	131	64	12	10	3,324	2,915	565
Central	3,405	3,640	0	0	89	14	6	0	670	522	103
South/East	3,979	4,456	0	0	17	12	5	8	1,322	1,169	175
West	7,718	9,322	0	0	25	38	1	2	1,332	1,224	287
American	794	805	0	0	0	0	0	0	211	209	98
Eastern Mediterranean	14,208	14,263	6	14	2	17	0	0	1,660	1,907	380
European	613	610	0	0	1	0	0	0	283	223	37
South East Asian	14,019	14,446	0	0	3	4	0	1	2,826	2,193	587
Western Pacific	2,871	2,723	0	0	0	0	0	0	2,003	2,090	1,017
Global	47,607	50,265	6	14	137	85	12	11	10,307	9,537	2,684

¹cVDPV includes all three serotypes 1, 2 and 3. Please refer to slide 5 for the distribution of cases by serotype.

WHO Regions



For data at country, regional and global levels from 2000 onwards, see the WHO website at <https://extranet.who.int/polis/public/CaseCount.aspx>

*Data reported to WHO/HQ on week 27 in 2023 and 2024