

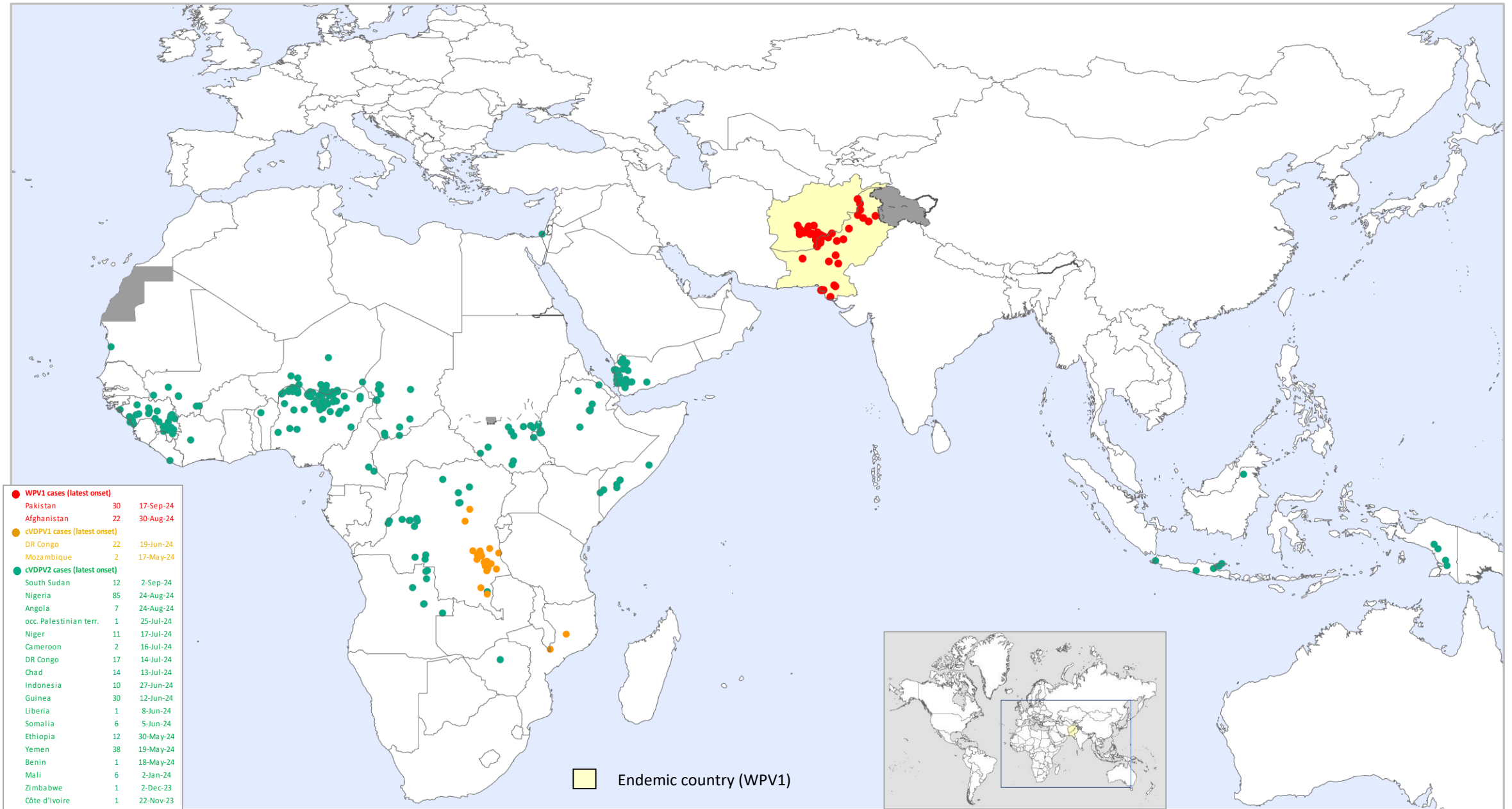
Highlights of New Wild Poliovirus and cVDPV Positives Reported Globally this Week

Country	WPV1			cVDPV1			cVDPV2			cVDPV3			Location State/Province/Governorate
	AFP	ENV	other ¹	AFP	ENV	other ¹	AFP	ENV	other ¹	AFP	ENV	other ¹	
PAKISTAN	4	50											BALUCHISTAN, SINDH, KPAKHTUNKHWA, ISLAMABAD, PUNJAB
ANGOLA							1						MOXICO
FRENCH GUIANA											3		CAYENNE
NIGER								4					ZINDER, MARADI, DIFFA
NIGERIA							4						KADUNA, SOKOTO
SOUTH SUDAN							1	2					CENTRAL EQUATORIA
SPAIN								1					CATALONIA
YEMEN								1					ADEN

¹contacts of positive AFP cases, community, healthy children

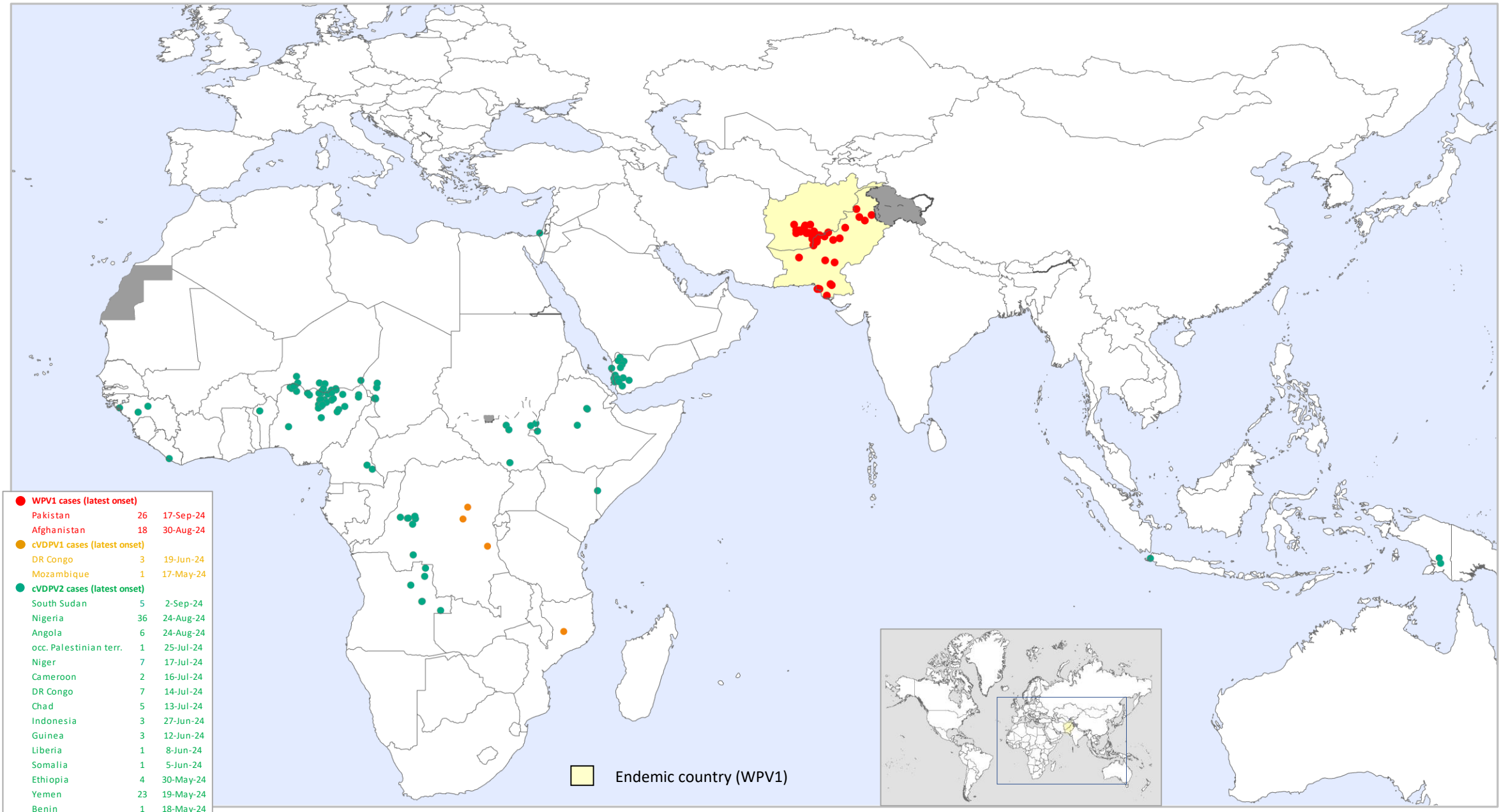
The boundaries and names shown, and the designations used in the maps in this document do not imply the expression of any opinion whatsoever on the part of the World Health Organization concerning the legal status of any country, territory, city or area or of its authorities, or concerning the delimitation of its frontiers or boundaries. Dotted lines on maps represent approximate border lines for which there may not yet be full agreement. © WHO 2024. All rights reserved

Global WPV1 & cVDPV Cases¹, Previous 12 Months²



¹Excludes viruses detected from environmental surveillance; ²Onset of paralysis: 09 Oct. 2023 to 08 Oct. 2024

Global WPV1 & cVDPV Cases¹, Previous 6 Months²



¹Excludes viruses detected from environmental surveillance; ²Onset of paralysis: 09 Apr. 2024 to 08 Oct. 2024

Global Wild Poliovirus 2018 - 2024

Country or territory	Wild virus type 1 confirmed cases									Wild virus type 1 reported from other sources ²							
	Full year total						01 Jan-08 Oct ¹		Date of most recent case	Full year total						01 Jan-08 Oct	Date of most recent virus
	2018	2019	2020	2021	2022	2023	2023	2024		2018	2019	2020	2021	2022	2023	2024	
Pakistan	12	147	84	1	20	6	3	28	17-Sep-24	141	405	455	65	43	128	392	18-Sep-24
Afghanistan	21	29	56	4	2	6	6	22	30-Aug-24	83	60	49	1	22	62	80	24-Aug-24
Mozambique	0	0	0	0	8	0	0	0	10-Aug-22								
Malawi	0	0	0	1	0	0	0	0	19-Nov-21								
Iran	0	0	0	0	0	0	0	0	NA		3						20-May-19
Total (Type 1)	33	176	140	6	30	12	9	50		224	468	504	66	65	190	472	
Tot. in endemic countries	33	176	140	5	22	12	9	50									
Tot. in non-end countries	0	0	0	1	8	0	0	0									
No. of countries (infected)	2	2	2	3	3	2	2	2									
No. of countries (endemic)	3	3	3	2	2	2	2	2									
Total Female	18	72	59	2	10	4	4	17									
Total Male	15	104	81	4	20	8	5	33									

Countries in yellow are endemic. ¹Data reported to WHO HQ on week 41 in 2023 and 2024.

²Wild viruses from environmental samples, selected contacts, healthy children and other sources.

Global Circulating Vaccine-derived Poliovirus (cVDPV)^{1,2,3}

¹For cVDPV definition see http://polioeradication.org/wp-content/uploads/2016/09/Reporting-and-Classification-of-VDPVs_Aug2016_EN.pdf. ² Include contact, healthy and community samples. ³cVDPV1 and cVDPV2 isolated from four children (3 in 2022 and 1 in 2023)

	Country	AFP cases (Paralysis onset between 2021-2024)					Other sources (Human) ² (Collection between 2021-2024)					Other sources (Environment) (Collection between 2021-2024)				
		2021	2022	2023	2024	Onset of most recent case	2021	2022	2023	2024	most recent collection date	2021	2022	2023	2024	most recent collection date
cVDPV1 ¹	DR Congo		149 ³	106 ³	7	19-Jun-24		6			9-Oct-22					
	Mozambique		22	4	1	17-May-24		1			25-Oct-22					
	Madagascar	14	16	24		16-Sep-23	26	11	7		20-Jun-23	31	155	92		31-Jul-23
	Malawi		4			1-Dec-22		1			19-Sep-22					
	Congo		1			15-Oct-22										
	Yemen		3			27-Mar-21										
	Total type 1	17	192	134	8		26	19	7	0		31	155	92	0	
cVDPV2 ¹	Spain															1
	Niger	18	16	3	9	17-Jul-24	1	3			19-May-22		20	4		18
	South Sudan	9		3	9	2-Sep-24	5		3	4	6-May-24					9
	Nigeria	419	48	87	61	24-Aug-24	214	28	38	33	6-Aug-24	303	82	80	19	
	Angola				7	24-Aug-24				1	30-Mar-24			1	7	
	Ghana		3			14-Sep-22					1-Jun-22		21			1
	Algeria		3			13-Dec-22					5-Jan-23		18	24	4	
	Chad		44	55		13-Jul-24			6		21-Jun-23		1	7	3	8
	Cameroon	3	3		2	16-Jul-24	3				2-Aug-24		1		13	
	Egypt											12	6	11		2
	occupied Palestinian territory				1	25-Jul-24										6
	DR Congo	28	372 ³	120 ³	12	14-Jul-24	6	30	10	1	7-Apr-24	3	10	37	1	
	Kenya			8		21-Aug-23	2		6	5	13-Jul-24	1		8	1	
	Indonesia		1	6	7	27-Jun-24			3	7	10-Jul-24				1	
	Zimbabwe			1		2-Dec-23				2	12-Nov-23				17	10
	Yemen	56	161	8	33	12-Jun-24	18	33	1	1	9-Mar-24	13	26	16		7
	Ethiopia	10	1	1	11	30-May-24					26-Mar-24					1
	Guinea	6		47	5	12-Jun-24				10	17-Mar-24			28	5	
	Liberia	3			1	8-Jun-24	5				20-Mar-24	14		2	16	
	Somalia	1	5	8	3	5-Jun-24		4	3	3	12-Mar-24		4	9	3	
	Sierra Leone	5				28-Feb-21	8				19-Mar-21	9			15	
	Benin	3	13	3	1	18-May-24	2	1			1-Jun-22	1	9	4		
	Uganda											2				1
	Senegal	14				27-Oct-21	34				17-Nov-21	14	1	1	5	
	Côte d'Ivoire			6		21-Nov-23					25-Sep-23		3	46	22	
	Equatorial Guinea															1
	Mozambique	2	4	1		28-Sep-23					8-Dec-23					1
	Gambia											9				1
	Sudan		1			31-Oct-22								1	5	2
	Mali		2	15	1	2-Jan-24									6	
	Mauritania			1		17-Oct-23	4				19-Jul-21	7			3	
	Burkina Faso	2		3		4-Jun-23						1			1	
	Congo	2				10-Feb-21						3			2	
	Tanzania			2		14-Jul-23					12-Aug-23				6	
	Central African Republic		6			7-Oct-23					14-Jun-23	1	8		1	
	Botswana														5	5
	Burundi		1	1		15-Jun-23				2	24-Nov-22				7	13
	Zambia			1		3-Apr-23					25-May-23				3	2
	Israel			1		13-Feb-23									55	
	Malawi															1
	United Kingdom															6
	United States of America		1			20-Jun-22									30	
	Togo		2			30-Sep-22									2	
Canada														2		
Djibouti											5	12				
Eritrea	1	1			2-Mar-22											
Ukraine	2				24-Dec-21	18				9-Oct-21						
Pakistan	8				23-Apr-21						35					
Guinea-Bissau	3				15-Jul-21	1				26-Jul-21						
Tajikistan	35				25-Jul-21	22				24-May-21	17					
Afghanistan	41				9-Jul-21	2				3-May-21	40					
Iran											1					
	Total type 2	671	688	395	171		345	114	134	78		496	338	350	167	
cVDPV3 ¹	French Guiana															3
	Israel		1			12-Feb-22					24-Mar-22	5	25			
	occupied Palestinian territory											7	9			
	China										22-Jul-20	1				
	Total type 3	0	1	0	0		0	3	0	0		13	34	0	3	
Gender	Female (all sero type)	294	374	221	80											
	Male (all sero type)	391	500	301	92											
	Gender Unknown	3	4	6	7											

Environmental surveillance for poliovirus in selected sewage sites established and working

Changes from previous week

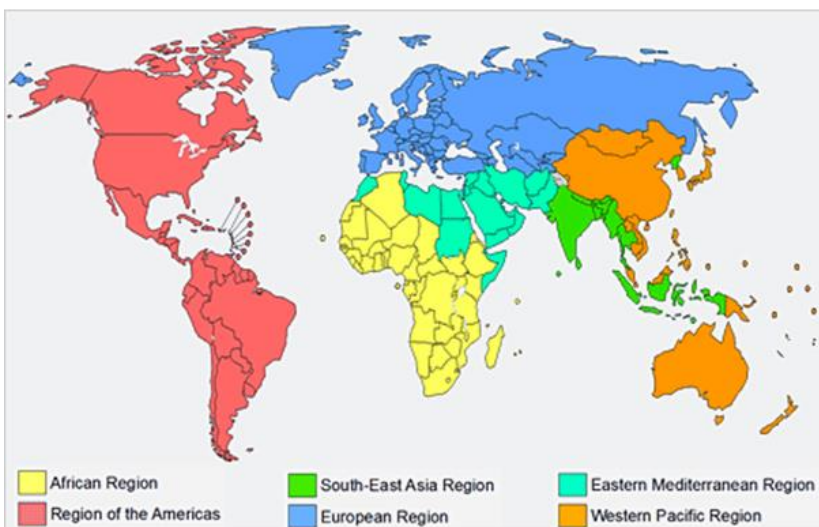
Global Surveillance Indicators: Year to Date Comparison

2023 & 2024: 01 Jan. to 08 Oct. 2024*

WHO Region	AFP cases		Wild poliovirus cases		cVDPV ¹ cases		Polio compatibles		Pending final classification		
									Total		> 90 days
	2023	2024	2023	2024	2023	2024	2023	2024	2023	2024	2024
African	25,936	26,845	0	0	295	135	41	73	3,436	2,471	882
Central	5,802	6,346	0	0	218	36	14	40	480	516	110
South/East	6,979	6,978	0	0	28	21	23	21	1,545	848	353
West	13,155	13,521	0	0	49	78	4	12	1,411	1,107	419
American	1,470	1,392	0	0	0	0	0	0	308	333	188
Eastern Mediterranean	23,065	24,461	9	50	5	37	0	1	2,103	2,304	539
European	1,006	955	0	0	1	0	0	0	259	258	61
South East Asian	24,864	26,211	0	0	3	7	0	2	4,412	3,829	1,135
Western Pacific	4,707	4,322	0	0	0	0	0	0	2,347	2,191	1,815
Global	81,048	84,186	9	50	304	179	41	76	12,865	11,386	4,620

¹cVDPV includes all three serotypes 1, 2 and 3. Please refer to slide 5 for the distribution of cases by serotype.

WHO Regions



For data at country, regional and global levels from 2000 onwards, see the WHO website at <https://extranet.who.int/polis/public/CaseCount.aspx>

*Data reported to WHO/HQ on week 41 in 2023 and 2024