

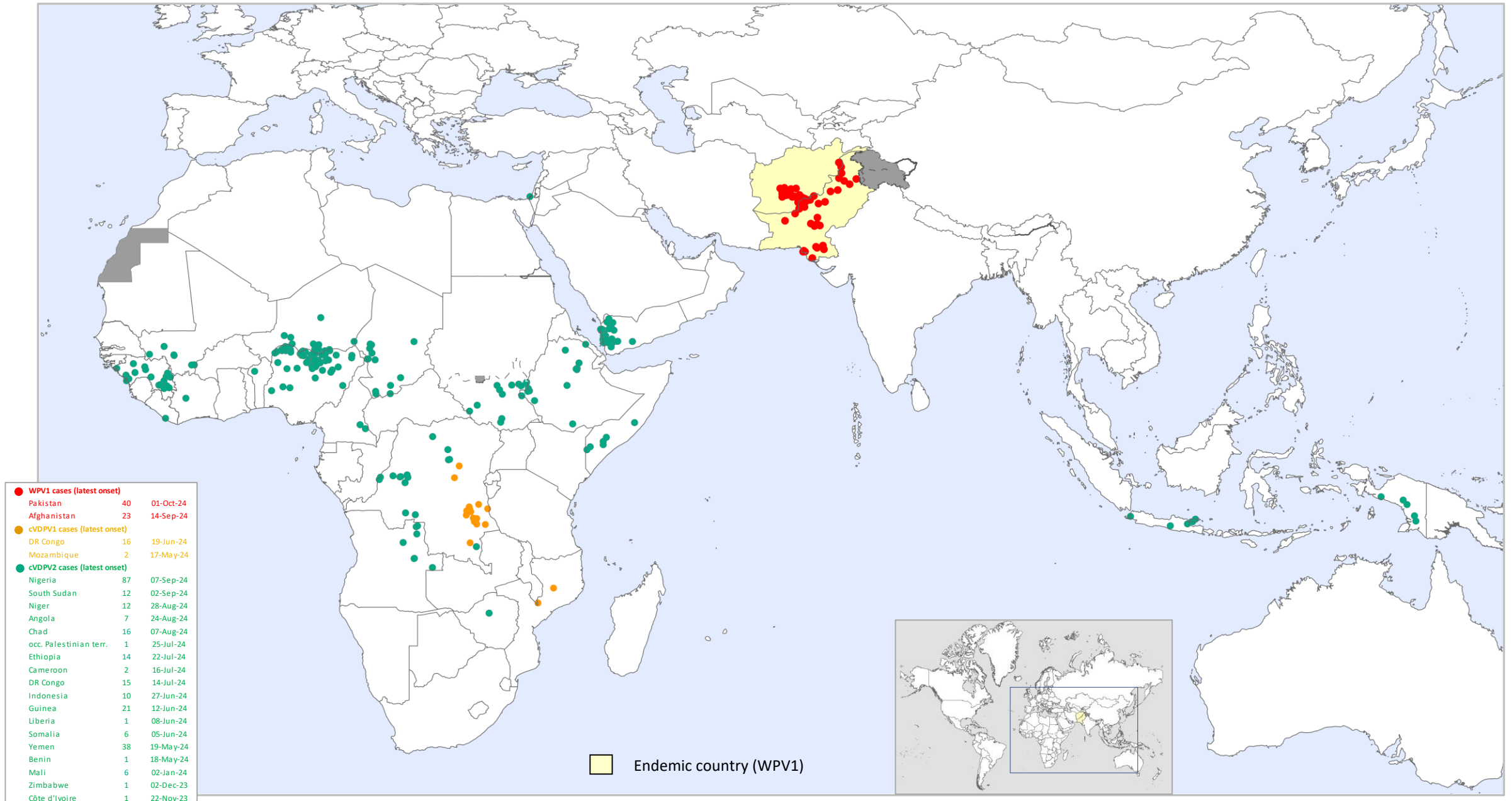
Highlights of New Wild Poliovirus and cVDPV Positives Reported Globally this Week

Country	WPV1			cVDPV1			cVDPV2			cVDPV3			Location State/Province/Governorate
	AFP	ENV	other ¹	AFP	ENV	other ¹	AFP	ENV	other ¹	AFP	ENV	other ¹	
AFGHANISTAN	1	10											HILMAND, KABUL, NANGARHAR, KANDAHAR
PAKISTAN	7	1											BALUCHISTAN, SINDH, KPAKHTUNKHWA, PUNJAB
CHAD							3	2					N'DJAMENA, OUADDAI, CHARI BAGUIRMI
DJIBOUTI								1					DJIBOUTI
NIGER							1	1					ZINDER, MARADI
NIGERIA							5						GOMBE, SOKOTO, JIGAWA, KADUNA

¹contacts of positive AFP cases, community, healthy children

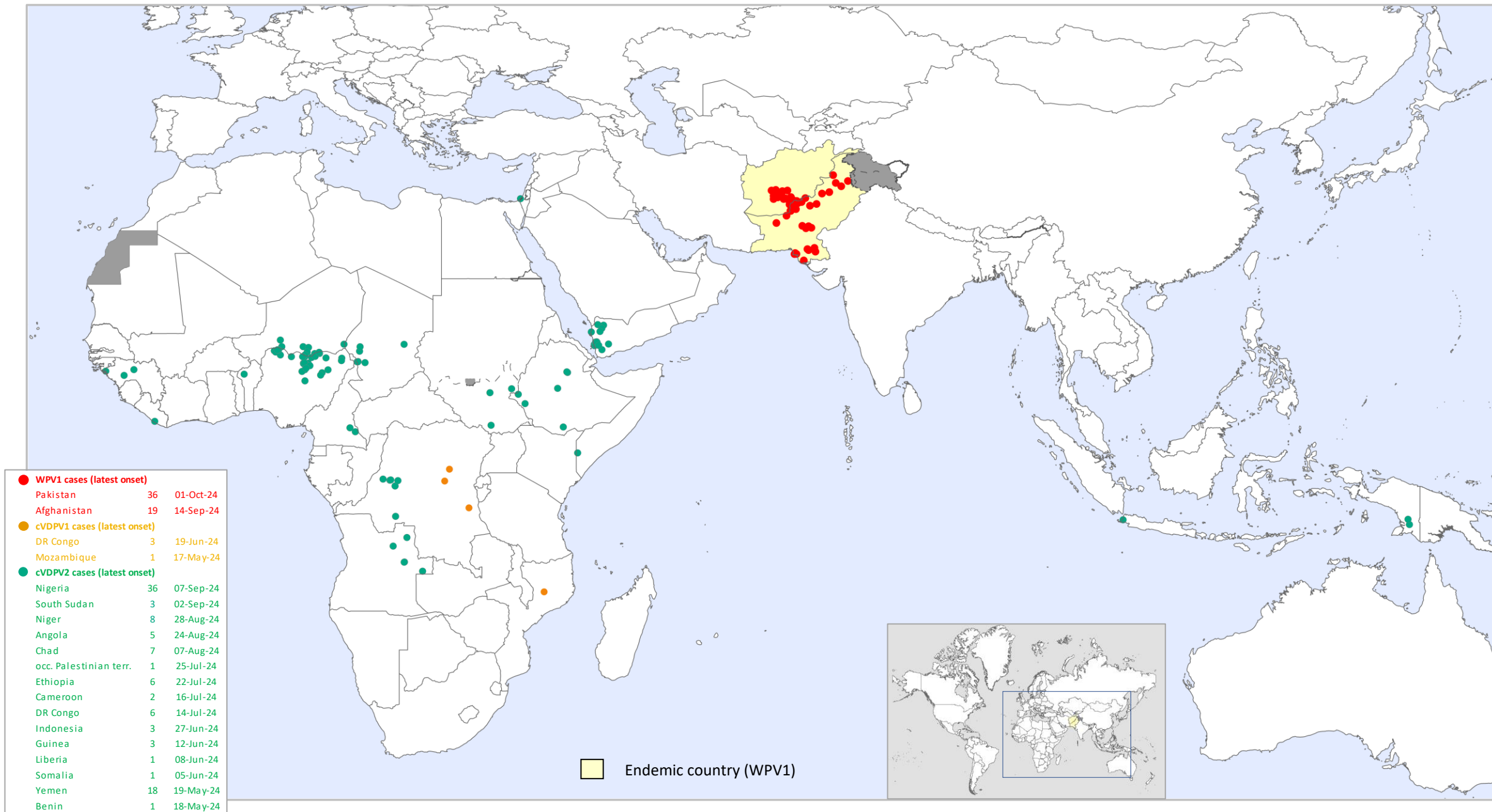
The boundaries and names shown, and the designations used in the maps in this document do not imply the expression of any opinion whatsoever on the part of the World Health Organization concerning the legal status of any country, territory, city or area or of its authorities, or concerning the delimitation of its frontiers or boundaries. Dotted lines on maps represent approximate border lines for which there may not yet be full agreement. © WHO 2024. All rights reserved

Global WPV1 & cVDPV Cases¹, Previous 12 Months²



¹Excludes viruses detected from environmental surveillance; ²Onset of paralysis: 23 Oct. 2023 to 22 Oct. 2024

Global WPV1 & cVDPV Cases¹, Previous 6 Months²



¹Excludes viruses detected from environmental surveillance; ²Onset of paralysis: 23 Apr. 2024 to 22 Oct. 2024

Global Wild Poliovirus 2018 - 2024

Country or territory	Wild virus type 1 confirmed cases									Wild virus type 1 reported from other sources ²							
	Full year total						01 Jan-22 Oct ¹		Date of most recent case	Full year total						01 Jan-22 Oct	Date of most recent virus
	2018	2019	2020	2021	2022	2023	2023	2024		2018	2019	2020	2021	2022	2023	2024	
Pakistan	12	147	84	1	20	6	4	39	01-Oct-24	141	405	455	65	43	128	411	23-Sep-24
Afghanistan	21	29	56	4	2	6	6	23	14-Sep-24	83	60	49	1	22	62	90	23-Sep-24
Mozambique	0	0	0	0	8	0	0	0	10-Aug-22								
Malawi	0	0	0	1	0	0	0	0	19-Nov-21								
Iran	0	0	0	0	0	0	0	0	NA		3						20-May-19
Total (Type 1)	33	176	140	6	30	12	10	62		224	468	504	66	65	190	501	
Tot. in endemic countries	33	176	140	5	22	12	10	62									
Tot. in non-end countries	0	0	0	1	8	0	0	0									
No. of countries (infected)	2	2	2	3	3	2	2	2									
No. of countries (endemic)	3	3	3	2	2	2	2	2									
Total Female	18	72	59	2	10	4	4	22									
Total Male	15	104	81	4	20	8	6	40									


Countries in yellow are endemic. ¹Data reported to WHO HQ on week 43 in 2023 and 2024.

²Wild viruses from environmental samples, selected contacts, healthy children and other sources.

Global Circulating Vaccine-derived Poliovirus (cVDPV)^{1,2,3}

¹For cVDPV definition see http://polioeradication.org/wp-content/uploads/2016/09/Reporting-and-Classification-of-VDPVs_Aug2016_EN.pdf. ² Include contact, healthy and community samples. ³cVDPV1 and cVDPV2 isolated from four children (3 in 2022 and 1 in 2023)

	Country	AFP cases (Paralysis onset between 2021-2024)					Other sources (Human) ² (Collection between 2021-2024)					Other sources (Environment) (Collection between 2021-2024)				
		2021	2022	2023	2024	Onset of most recent case	2021	2022	2023	2024	most recent collection date	2021	2022	2023	2024	most recent collection date
cVDPV ¹	DR Congo		149 ³	106 ³	7	19-Jun-24		6			09-Oct-22					
	Mozambique		22	4	1	17-May-24		1			25-Oct-22					
	Madagascar	14	16	24		16-Sep-23	26	11	7		20-Jun-23	31	155	92		31-Jul-23
	Malawi		4			01-Dec-22		1			19-Sep-22					
	Congo		1			15-Oct-22										
	Yemen	3				27-Mar-21										
	Total type 1	17	192	134	8		26	19	7	0		31	155	92	0	
cVDPV ²	Niger	18	16	3	10	28-Aug-24	1	3			19-May-22		20	4	19	17-Sep-24
	Spain														1	16-Sep-24
	Djibouti											5	12		1	08-Sep-24
	occupied Palestinian territory				1	25-Jul-24									11	05-Sep-24
	Nigeria	419	48	87	66	05-Sep-24	214	28	38	33	06-Aug-24	303	82	80	19	16-Jul-24
	South Sudan	9		3	9	02-Sep-24	5		3	4	06-May-24				7	06-Aug-24
	Chad		44	55	11	07-Aug-24		4	6		21-Jun-23	1	7	3	10	30-Aug-24
	Angola				7	24-Aug-24				1	30-Mar-24			1	7	29-May-24
	Ghana		3			14-Sep-22					01-Jun-22		21		1	20-Aug-24
	Algeria		3			13-Dec-22		2			05-Jan-23		18	24	4	14-Aug-24
	Cameroon	3	3		2	16-Jul-24	3			1	02-Aug-24	1		13		28-Sep-23
	Egypt											12	6	11	2	01-Aug-24
	Ethiopia	10	1	1	13	22-Jul-24				2	26-Mar-24				1	13-Jun-24
	DR Congo	28	372 ³	120 ³	12	14-Jul-24	6	30	10	1	07-Apr-24	3	10	37	1	24-Jan-24
	Kenya			8		21-Aug-23	2		6	5	13-Jul-24	1		8	1	15-May-24
	Indonesia		1	6	7	27-Jun-24			7	14	10-Jul-24				1	07-Dec-23
	Zimbabwe			1		02-Dec-23			2		12-Nov-23				10	25-Jun-24
	Yemen	56	161	8	33	12-Jun-24	18	33	1	1	09-Mar-24	13	26	16	7	25-Jun-24
	Guinea	6		47	5	12-Jun-24			10		17-Mar-24	2		28	5	28-Mar-24
	Liberia	3		1		08-Jun-24	5		12		20-Mar-24	14		2	16	04-Jun-24
	Somalia	1	5	8	3	05-Jun-24		4	3	3	12-Mar-24	1	4	9	3	14-May-24
	Sierra Leone	5				28-Feb-21	8				19-Mar-21	9			15	28-May-24
	Benin	3	13	3	1	18-May-24	2	1			01-Jun-22	1	9	4		05-Dec-23
	Uganda											2			1	07-May-24
	Senegal	14				27-Oct-21	34				17-Nov-21	14	1	1	5	02-May-24
	Côte d'Ivoire			6		21-Nov-23			16		25-Sep-23		3	46	22	23-Apr-24
	Equatorial Guinea														1	26-Mar-24
	Mozambique	2	4	1		28-Sep-23			4		08-Dec-23				1	05-Mar-24
	Gambia											9			1	15-Feb-24
	Sudan		1			31-Oct-22							1	5	2	24-Jan-24
	Mali		2	15	1	02-Jan-24									6	24-Oct-23
	Mauritania			1		17-Oct-23	4				19-Jul-21	7			3	13-Dec-23
	Burkina Faso	2		3		04-Jun-23						1			1	12-Dec-23
	Congo	2				10-Feb-21						3			2	07-Dec-23
	Tanzania			2		14-Jul-23			6		12-Aug-23				6	20-Nov-23
	Central African Republic		6	14		07-Oct-23			15		14-Jun-23	1			1	19-May-23
	Botswana												5	5		25-Jul-23
	Burundi		1	1		15-Jun-23		2			24-Nov-22		7	13		13-Jun-23
	Zambia			1		03-Apr-23			4		25-May-23		3	2		06-Jun-23
	Israel			1		13-Feb-23							55			24-Oct-22
	Malawi													1		02-Jan-23
	United Kingdom												6			08-Nov-22
	United States of America		1			20-Jun-22							30			20-Oct-22
	Togo		2			30-Sep-22							2			06-Sep-22
	Canada												2			08-Sep-22
	Eritrea	1	1			02-Mar-22										
	Ukraine	2				24-Dec-21	18				09-Oct-21					
Pakistan	8				23-Apr-21						35				13-Aug-21	
Guinea-Bissau	3				15-Jul-21	1				26-Jul-21						
Tajikistan	35				25-Jul-21	22				24-May-21	17				22-Mar-21	
Afghanistan	41				09-Jul-21	2				03-May-21	40				23-Jun-21	
Iran											1				20-Feb-21	
	Total type 2	671	688	395	182		345	114	134	78		496	338	350	174	
cVDPV ³	French Guiana														3	06-Aug-24
	Israel		1			12-Feb-22		3			24-Mar-22	5	25			15-Mar-22
	occupied Palestinian territory											7	9			12-Mar-22
	China										22-Jul-20	1				25-Jan-21
	Total type 3	0	1	0	0		0	3	0	0		13	34	0	3	
Gender	Female (all sero type)	294	374	221	84											
	Male (all sero type)	391	500	301	94											
	Gender Unknown	3	4	6	12											

 Environmental surveillance for poliovirus in selected sewage sites established and working

Changes from previous week

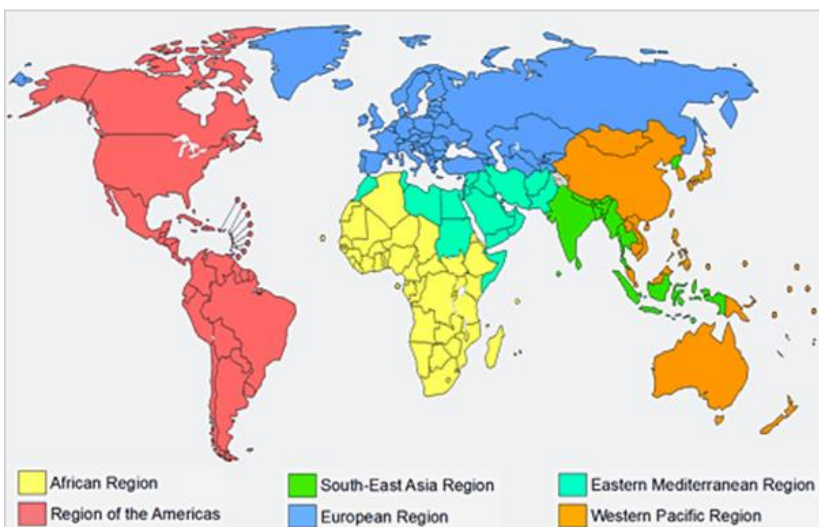
Global Surveillance Indicators: Year to Date Comparison

2023 & 2024: 01 Jan. to 22 Oct. 2024*

WHO Region	AFP cases		Wild poliovirus cases		cVDPV ¹ cases		Polio compatibles		Pending final classification		
									Total		> 90 days
	2023	2024	2023	2024	2023	2024	2023	2024	2023	2024	2024
African	27,398	27,296	0	0	314	146	53	74	3,410	2,527	1,215
Central	6,094	6,537	0	0	227	39	24	40	530	483	138
South/East	7,374	7,232	0	0	35	23	22	22	1,543	931	400
West	13,930	13,527	0	0	52	84	7	12	1,337	1,113	677
American	1,540	1,491	0	0	0	0	0	0	300	306	177
Eastern Mediterranean	24,666	26,000	10	62	6	37	0	1	2,245	2,380	545
European	1,040	989	0	0	1	0	0	0	257	243	62
South East Asian	25,757	28,084	0	0	3	7	0	1	4,235	3,486	1,237
Western Pacific	5,255	4,315	0	0	0	0	0	0	2,605	2,185	2,006
Global	85,656	88,175	10	62	324	190	53	76	13,052	11,127	5,242

¹cVDPV includes all three serotypes 1, 2 and 3. Please refer to slide 5 for the distribution of cases by serotype.

WHO Regions



For data at country, regional and global levels from 2000 onwards, see the WHO website at <https://extranet.who.int/polis/public/CaseCount.aspx>

*Data reported to WHO/HQ on week 43 in 2023 and 2024