

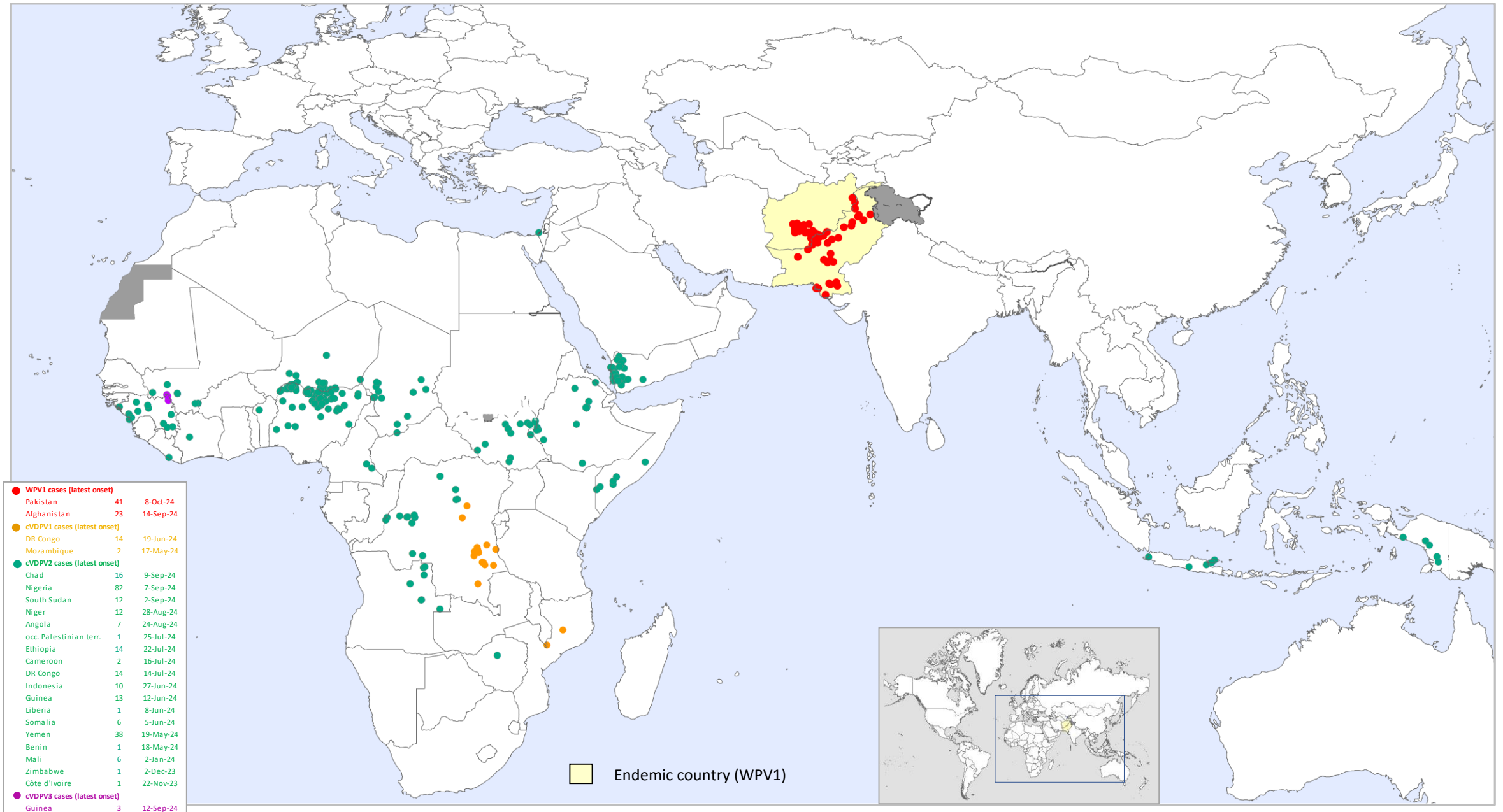
Highlights of New Wild Poliovirus and cVDPV Positives Reported Globally this Week

Country	WPV1			cVDPV1			cVDPV2			cVDPV3			Location State/Province/Governorate
	AFP	ENV	other ¹	AFP	ENV	other ¹	AFP	ENV	other ¹	AFP	ENV	other ¹	
AFGHANISTAN		1											HILMAND
PAKISTAN	2		1										BALUCHISTAN, KPAKHTUNKHWA
CAMEROON								1					ADAMAOUA
CHAD							2						DAR SILA, GUERA
GUINEA								1		3			CONAKRY, KANKAN
NIGER								1					MARADI
SENEGAL								1					TAMBACOUNDA

¹contacts of positive AFP cases, community, healthy children

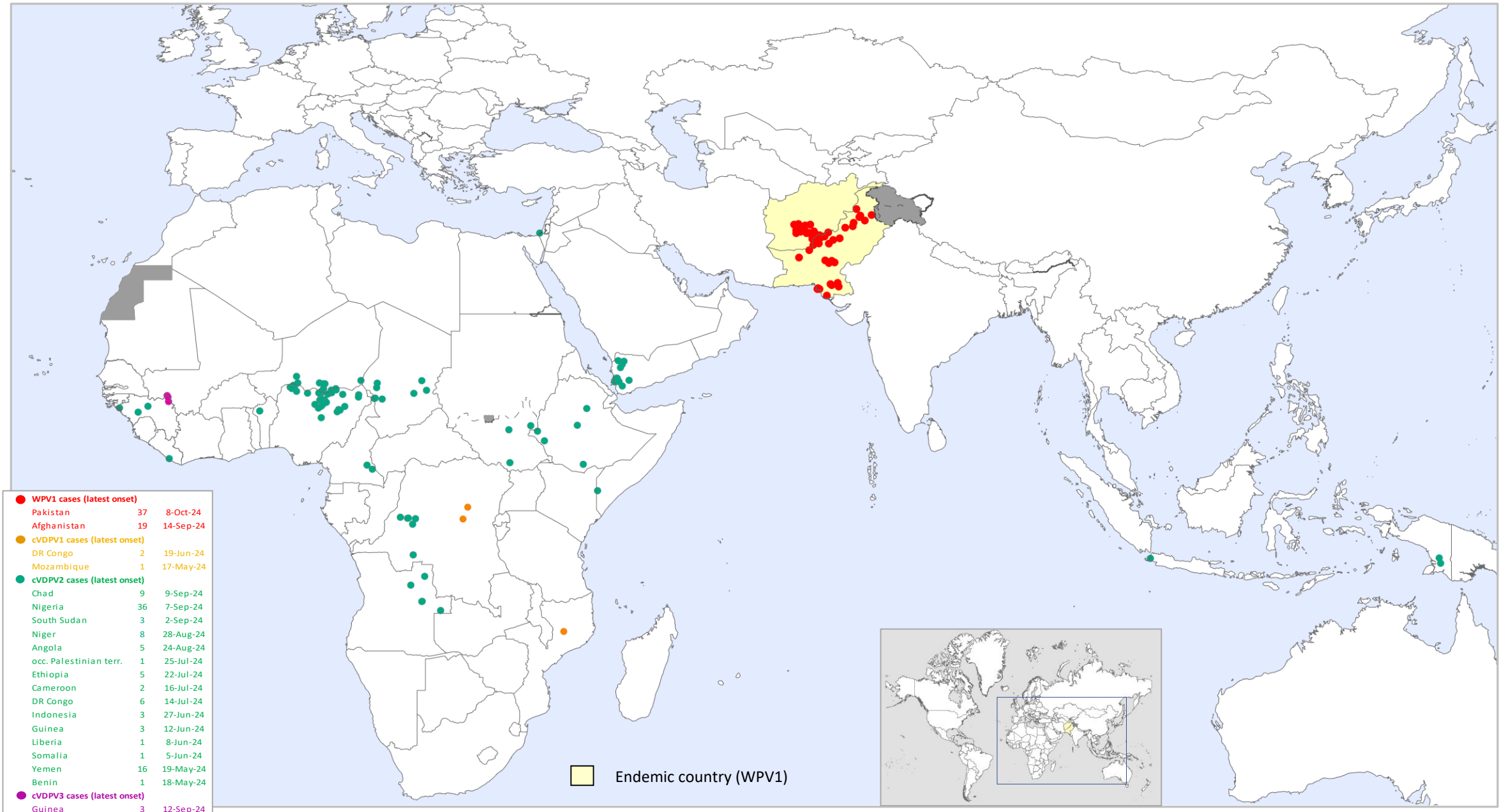
The boundaries and names shown, and the designations used in the maps in this document do not imply the expression of any opinion whatsoever on the part of the World Health Organization concerning the legal status of any country, territory, city or area or of its authorities, or concerning the delimitation of its frontiers or boundaries. Dotted lines on maps represent approximate border lines for which there may not yet be full agreement. © WHO 2024. All rights reserved

Global WPV1 & cVDPV Cases¹, Previous 12 Months²



¹Excludes viruses detected from environmental surveillance; ²Onset of paralysis: 30 Oct. 2023 to 29 Oct. 2024

Global WPV1 & cVDPV Cases¹, Previous 6 Months²



¹Excludes viruses detected from environmental surveillance; ²Onset of paralysis: 30 Apr. 2024 to 29 Oct. 2024

Global Wild Poliovirus 2018 - 2024

Country or territory	Wild virus type 1 confirmed cases									Wild virus type 1 reported from other sources ²							
	Full year total						01 Jan-29 Oct ¹		Date of most recent case	Full year total						01 Jan-29 Oct	Date of most recent virus
	2018	2019	2020	2021	2022	2023	2023	2024		2018	2019	2020	2021	2022	2023	2024	
Pakistan	12	147	84	1	20	6	4	41	8-Oct-24	141	405	455	65	43	128	411	23-Sep-24
Afghanistan	21	29	56	4	2	6	6	23	14-Sep-24	83	60	49	1	22	62	91	23-Sep-24
Mozambique	0	0	0	0	8	0	0	0	10-Aug-22								
Malawi	0	0	0	1	0	0	0	0	19-Nov-21								
Iran	0	0	0	0	0	0	0	0	NA		3						20-May-19
Total (Type 1)	33	176	140	6	30	12	10	64		224	468	504	66	65	190	502	
Tot. in endemic countries	33	176	140	5	22	12	10	64									
Tot. in non-end countries	0	0	0	1	8	0	0	0									
No. of countries (infected)	2	2	2	3	3	2	2	2									
No. of countries (endemic)	3	3	3	2	2	2	2	2									
Total Female	18	72	59	2	10	4	4	23									
Total Male	15	104	81	4	20	8	6	41									

Countries in yellow are endemic. ¹Data reported to WHO HQ on week 44 in 2023 and 2024.

²Wild viruses from environmental samples, selected contacts, healthy children and other sources.

Global Circulating Vaccine-derived Poliovirus (cVDPV)^{1,2,3}

	Country	AFP cases (Paralysis onset between 2021-2024)					Other sources (Human) ² (Collection between 2021-2024)					Other sources (Environment) (Collection between 2021-2024)				
		2021	2022	2023	2024	Onset of most recent case	2021	2022	2023	2024	most recent collection date	2021	2022	2023	2024	most recent collection date
cVDPV1 ¹	DR Congo		149 ³	106 ³	7	19-Jun-24		6			9-Oct-22					
	Mozambique		22	4	1	17-May-24		1			25-Oct-22					
	Madagascar	14	16	24		16-Sep-23	26	11	7		20-Jun-23	31	155	92		31-Jul-23
	Malawi		4			1-Dec-22		1			19-Sep-22					
	Congo		1			15-Oct-22										
	Yemen	3				27-Mar-21										
	Total type 1	17	192	134	8		26	19	7	0		31	155	92	0	
cVDPV2 ¹	Niger	18	16	3	10	28-Aug-24	1	3			19-May-22		20	4	20	1-Oct-24
	Cameroon	3	3		2	16-Jul-24	3			1	2-Aug-24	1		13	1	23-Sep-24
	Spain														1	16-Sep-24
	Chad		44	55	13	9-Sep-24		4	6		21-Jun-23	1	7	3	10	30-Aug-24
	Djibouti											5	12		1	8-Sep-24
	occupied Palestinian territory					25-Jul-24									11	5-Sep-24
	Nigeria	419	48	87	66	5-Sep-24	214	28	38	33	6-Aug-24	303	82	80	19	16-Jul-24
	South Sudan	9		3	9	2-Sep-24	5		3	4	6-May-24				7	6-Aug-24
	Angola				7	24-Aug-24				1	30-Mar-24			1	7	29-May-24
	Ghana		3			14-Sep-22		4			1-Jun-22		21		1	20-Aug-24
	Senegal	14				27-Oct-21	34				17-Nov-21	14	1	1	6	20-Aug-24
	Algeria		3			13-Dec-22		2	3		5-Jan-23		18	24	4	14-Aug-24
	Egypt											12	6	11	2	1-Aug-24
	Ethiopia	10	1	1	13	22-Jul-24				2	26-Mar-24				1	13-Jun-24
	DR Congo	28	372 ³	120 ³	12	14-Jul-24	6	30	10	1	7-Apr-24	3	10	37	1	24-Jan-24
	Kenya			8		21-Aug-23	2		6	5	13-Jul-24	1		8	1	15-May-24
	Indonesia		1	6	7	27-Jun-24			7	14	10-Jul-24					7-Dec-23
	Zimbabwe			1		2-Dec-23			2		12-Nov-23				10	25-Jun-24
	Yemen	56	161	8	33	12-Jun-24	18	33	1	1	9-Mar-24	13	26	16	7	25-Jun-24
	Guinea	6		47	5	12-Jun-24			10	1	17-Mar-24	2		29	5	28-Mar-24
	Liberia	3			1	8-Jun-24	5			12	20-Mar-24	14		2	16	4-Jun-24
	Somalia	1	5	8	3	5-Jun-24		4	3	3	12-Mar-24	1	4	9	3	14-May-24
	Sierra Leone	5				28-Feb-21	8				19-Mar-21	9			15	28-May-24
	Benin	3	13	3	1	18-May-24	2	1			1-Jun-22	1	9	4		5-Dec-23
	Uganda											2			1	7-May-24
	Côte d'Ivoire			6		21-Nov-23					25-Sep-23		3	46	22	23-Apr-24
	Equatorial Guinea														1	26-Mar-24
	Mozambique	2	4	1		28-Sep-23			4		8-Dec-23				1	5-Mar-24
	Gambia											9			1	15-Feb-24
	Sudan		1			31-Oct-22							1	5	2	24-Jan-24
	Mali		2		1	2-Jan-24									6	24-Oct-23
	Mauritania			1		17-Oct-23	4				19-Jul-21	7			3	13-Dec-23
	Burkina Faso	2		3		4-Jun-23						1			1	12-Dec-23
	Congo	2				10-Feb-21						3			2	7-Dec-23
	Tanzania			2		14-Jul-23			6		12-Aug-23				6	20-Nov-23
	Central African Republic		6	14		7-Oct-23			15		14-Jun-23	1	8	1	1	19-May-23
	Botswana												5	5		25-Jul-23
	Burundi		1	1		15-Jun-23				2	24-Nov-22		7	13		13-Jun-23
	Zambia			1		3-Apr-23			4		25-May-23		3	2		6-Jun-23
	Israel			1		13-Feb-23							55			24-Oct-22
	Malawi													1		2-Jan-23
	United Kingdom													6		8-Nov-22
	United States of America		1			20-Jun-22								30		20-Oct-22
Togo		2			30-Sep-22								2		6-Sep-22	
Canada													2		8-Sep-22	
Eritrea	1	1			2-Mar-22											
Ukraine	2				24-Dec-21	18				9-Oct-21						
Pakistan	8				23-Apr-21						35				13-Aug-21	
Guinea-Bissau	3				15-Jul-21					26-Jul-21						
Tajikistan	35				25-Jul-21	22				24-May-21	17				22-Mar-21	
Afghanistan	41				9-Jul-21	2				3-May-21	40				23-Jun-21	
Iran											1				20-Feb-21	
	Total type 2	671	688	395	184		345	114	134	78		496	338	351	177	
cVDPV3 ¹	Guinea				3	12-Sep-24									3	6-Aug-24
	French Guiana															
	Israel		1			12-Feb-22		3			24-Mar-22	5	25			15-Mar-22
	occupied Palestinian territory											7	9			12-Mar-22
	China										22-Jul-20	1				25-Jan-21
	Total type 3	0	1	0	3		0	3	0	0		13	34	0	3	
Gender	Female (all sero type)	294	374	221	86											
	Male (all sero type)	391	500	301	96											
	Gender Unknown	3	4	6	13											

¹For cVDPV definition see http://polioeradication.org/wp-content/uploads/2016/09/Reporting-and-Classification-of-VDPVs_Aug2016_EN.pdf. ² Include contact, healthy and community samples. ³cVDPV1 and cVDPV2 isolated from four children (3 in 2022 and 1 in 2023)

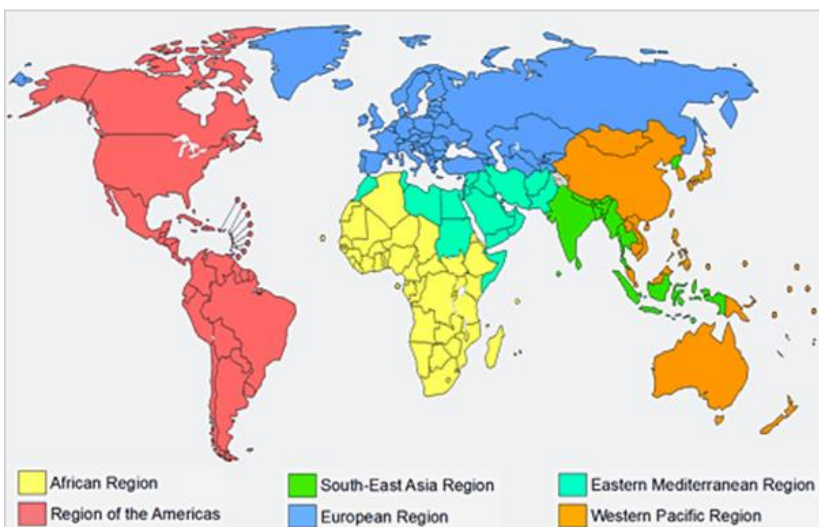
Global Surveillance Indicators: Year to Date Comparison

2023 & 2024: 01 Jan. to 29 Oct. 2024*

WHO region	AFP cases		Wild poliovirus cases		cVDPV cases		Polio compatibles		Pending final classification		
	2023	2024	2023	2024	2023	2024	2023	2024	Total		>90 days
									2023	2024	2024
African	28,186	31,655	0	0	331	151	53	75	3,148	2,821	844
Central	6,210	6,623	0	0	233	41	24	40	549	413	125
South/East	7,583	7,499	0	0	37	23	21	23	1,321	912	411
West	14,393	17,533	0	0	61	87	8	12	1,278	1,496	308
American	1,540	1,539	0	0	0	0	0	0	300	312	186
Eastern Mediterranean	25,283	26,863	10	64	7	37	0	1	2,302	2,311	585
European	1,040	1,005	0	0	1	0	0	0	257	251	72
South East Asian	27,102	28,783	0	0	3	7	0	1	3,661	3,659	1,339
Western Pacific	4,843	5,387	0	0	0	0	0	0	2,467	2,405	1,402
Global	87,994	95,232	10	64	342	195	53	77	12,135	11,759	4,428

¹cVDPV includes all three serotypes 1, 2 and 3. Please refer to slide 5 for the distribution of cases by serotype.

WHO Regions



For data at country, regional and global levels from 2000 onwards, see the WHO website at <https://extranet.who.int/polis/public/CaseCount.aspx>

*Data reported to WHO/HQ on week 44 in 2023 and 2024